

BIRTHS

In March 2026, there were 13,123 births.

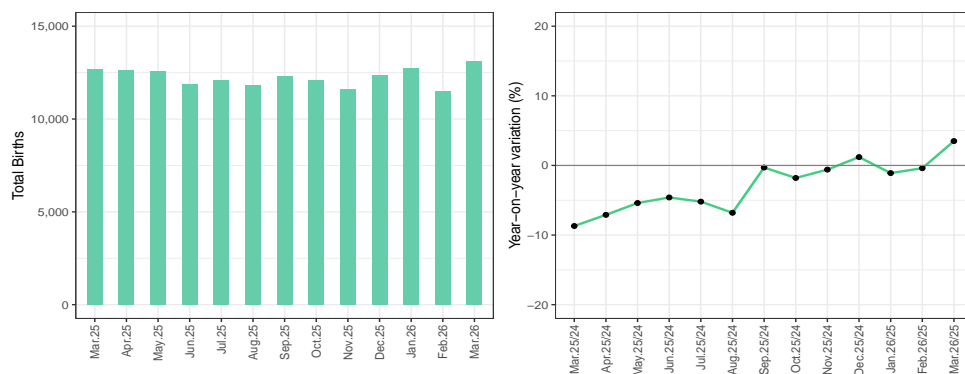
Of live births, 6,707 were males, which is 51.1% of the total, and 6,414 were females, which is 48.9%. In addition, two births of indeterminate sex (0% of the total) were observed.

The number of births increased 446 year on year, which represents a rise of 3.5%. The number of births increased 1,642 compared to the previous month, a rise of 14.3%.

In March, the distribution of births according to the mother's age bracket was as follows: 8 live births to mothers under age 15, which was 0.1% of births, and 428 births to mothers aged 15 to 19 years, which represents 3.3% of births. The bracket with the greatest number of births was to mothers aged 30 to 34 years, in which there were 3,865 live births (29.5% of the total).

■ Births according to month of occurrence and their year-on-year variation (%).

Current figures^P, March 2026



■ Births according to mother's age bracket.

Current figures^P, March 2026¹

| Births | Under age 15 | 15 to 19 | 20 to 24 | 25 to 29 | 30 to 34 | 35 to 39 | 40 to 44 | 45 to 49 | 50 and over | Not specified |
|------------|--------------|----------|----------|----------|----------|----------|----------|----------|-------------|---------------|
| Total | 8 | 428 | 2,051 | 3,310 | 3,865 | 2,742 | 651 | 33 | 1 | 34 |
| Percentage | 0.1 | 3.3 | 15.6 | 25.2 | 29.5 | 20.9 | 5 | 0.3 | 0 | 0.3 |

^PProvisional figures. In this bulletin, the reference figures for the year 2025 are from a provisional database of 15 months (the 12 months of 2025 as well as the months of January, February, and March 2026, when vital events that occurred in 2025 were registered). For this reason, the figures published in this bulletin may vary from the provisional figures that were reported in 2025.

¹Because the decimals are rounded, the relative figures of the table on births according to mother's age bracket may not add up to 100%.

Births March 2026

Nationwide total

13,123

Arica y Parinacota

214

Tarapacá

365

Antofagasta

592

Atacama

226

Coquimbo

581

Valparaíso

1,257

Metropolitana

5,268

O'Higgins

720

Maule

801

Ñuble

312

Biobío

1,027

La Araucanía

734

Los Ríos

256

Los Lagos

593

Aysén

72

Magallanes

105

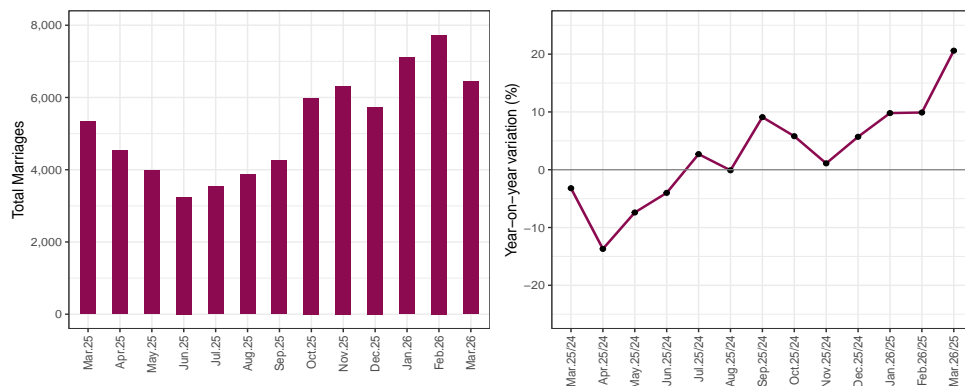
MARRIAGES AND CIVIL UNION AGREEMENTS (CUAs)

In March, there were 6,441 marriages and 2,494 Civil Union Agreements.

The number of marriages increased by 1,100 year on year, which is equivalent to a rise of 20.6%. There were 1,284 fewer marriages than in the previous month, which represents a fall of 16.6%.

Marriages according to month and their year-on-year variation (%)

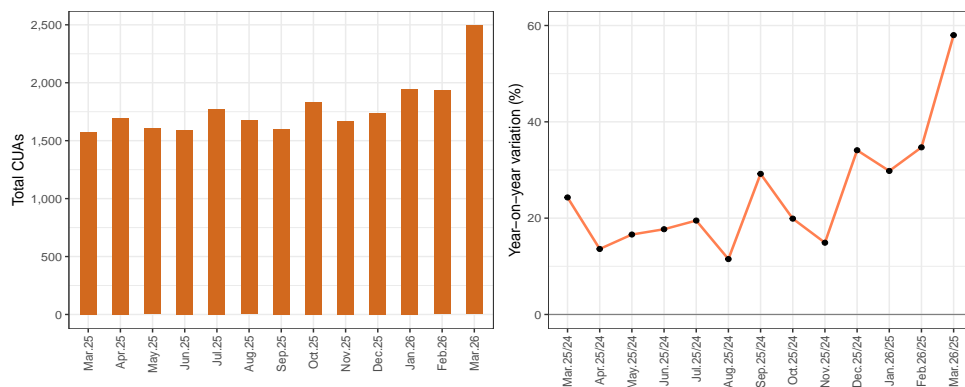
Current figures^P, March 2026



The number of CUAs rose 916 year on year, which represents an increase of 58%. There were 561 more CUAs compared to the previous month, a rise of 29%.

Civil Union Agreements according to month and their year-on-year variation (%)

Current figures^P, March 2026



Of the 2,494 CUAs in March, 2,199 (88.2%) of the couples were of different sexes. The number of CUAs between men was 128 (5.1% of the total), while the number of CUAs between women was 167 (6.7% of the total).

Regional distribution of CUAs according to sex of contracting parties

Current figures^P, March 2026

| CUA Sex | Arica y Parinacota | Tarapacá | Antofagasta | Atacama | Coquimbo | Valparaíso | Metropolitana | O'Higgins | Maule | Ñuble | Biobío | La Araucanía | Los Ríos | Los Lagos | Aysén | Magallanes |
|-----------------|--------------------|----------|-------------|---------|----------|------------|---------------|-----------|-------|-------|--------|--------------|----------|-----------|-------|------------|
| Total | 29 | 49 | 288 | 61 | 111 | 224 | 1,177 | 70 | 119 | 27 | 110 | 53 | 34 | 86 | 8 | 48 |
| Different Sexes | 29 | 45 | 249 | 54 | 102 | 203 | 1,022 | 58 | 106 | 21 | 96 | 47 | 30 | 84 | 8 | 45 |
| Same Sex Men | 0 | 0 | 16 | 5 | 6 | 12 | 67 | 4 | 6 | 2 | 7 | 1 | 2 | 0 | 0 | 0 |
| Same Sex Women | 0 | 4 | 23 | 2 | 3 | 9 | 88 | 8 | 7 | 4 | 7 | 5 | 2 | 2 | 0 | 3 |

| Marriages March 2026 | |
|----------------------|-------|
| Nationwide total | 6,441 |
| Arica y Parinacota | 73 |
| Tarapacá | 105 |
| Antofagasta | 231 |
| Atacama | 80 |
| Coquimbo | 217 |
| Valparaíso | 699 |
| Metropolitana | 2,814 |
| O'Higgins | 313 |
| Maule | 353 |
| Ñuble | 151 |
| Biobío | 558 |
| La Araucanía | 345 |
| Los Ríos | 135 |
| Los Lagos | 297 |
| Aysén | 25 |
| Magallanes | 45 |

DEATHS

In March 2026, there were 9,896 deaths.

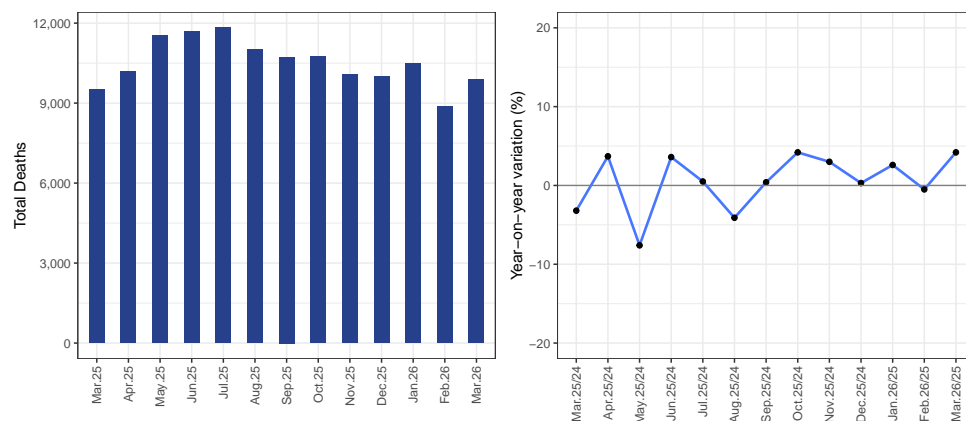
Of the total number of deaths, 5,207 were males, which represents 52.6% of the total, and 4,688 were females, which represents 47.4%. In addition, one death of indeterminate sex (0% of the total) was observed.

The number of deaths increased by 401 cases year on year, a rise of 4.2%. The number of deaths increased by 1,029 cases compared to the previous month, which is equivalent to a rise of 11.6%.

In the March distribution of deaths by age bracket, there were 78 deaths of those aged under 1 year (0.8% of the total), the majority of which were male deaths. The greatest number of deaths occurred in those aged 60 and over, and the single bracket with the highest number of deaths was 80 to 99 years, in which there were 4,147 cases, or 41.9% of the total. For those aged 0 to 79, there were more male deaths than female deaths, while the trend was reversed for those aged 80 and over, in which the majority of deaths were of females.

Deaths according to month and their year-on-year variation (%)

Current figures^P, March 2026



Distribution of deaths according to sex and age bracket

Current figures^P, March 2026

| Sex | Under age 1 | 1 to 4 | 5 to 19 | 20 to 39 | 40 to 59 | 60 to 79 | 80 to 99 | 100 and over | Not specified |
|---------------|-------------|--------|---------|----------|----------|----------|----------|--------------|---------------|
| Total | 78 | 12 | 77 | 410 | 1,211 | 3,859 | 4,147 | 102 | 0 |
| Male | 48 | 7 | 52 | 295 | 763 | 2,261 | 1,761 | 20 | 0 |
| Female | 29 | 5 | 25 | 115 | 448 | 1,598 | 2,386 | 82 | 0 |
| Indeterminate | 1 | 0 | 0 | 0 | 0 | 0 | 0 | 0 | 0 |

Deaths March 2026

| | |
|--------------------|-------|
| Nationwide total | 9,896 |
| Arica y Parinacota | 149 |
| Tarapacá | 130 |
| Antofagasta | 298 |
| Atacama | 148 |
| Coquimbo | 448 |
| Valparaíso | 1,129 |
| Metropolitana | 3,535 |
| O'Higgins | 530 |
| Maule | 644 |
| Ñuble | 371 |
| Biobío | 901 |
| La Araucanía | 644 |
| Los Ríos | 291 |
| Los Lagos | 520 |
| Aysén | 51 |
| Magallanes | 107 |