

BIRTHS

In January 2026, there were 12,717 births.

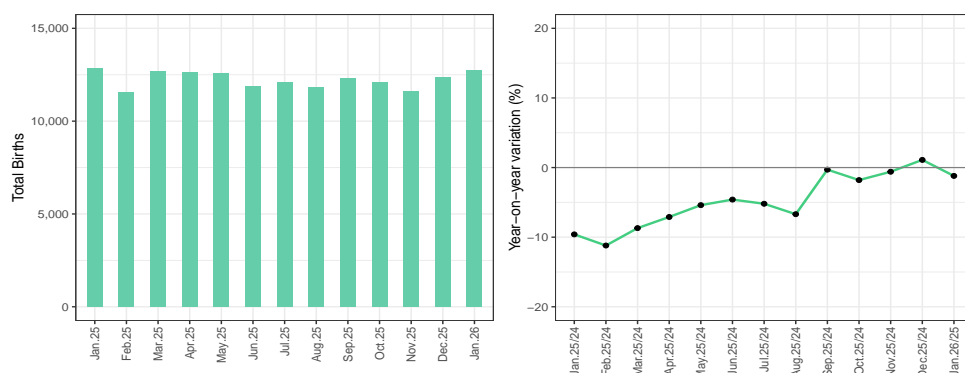
Of live births, 6,579 were males, which is 51.7% of the total, and 6,137 were females, which is 48.3%. In addition, one birth of indeterminate sex (0% of the total) was observed.

The number of births decreased 148 year on year, which represents a fall of 1.2%. The number of live births increased 346 compared to the previous month, a rise of 2.8%.

In January, the distribution of births according to the mother's age bracket was as follows: 11 live births to mothers under age 15, which was 0.1% of births, and 435 births in the bracket 15 to 19 years, which represents 3.4% of births. The bracket with the greatest number of births was to mothers aged 30 to 34 years, in which there were 3,766 live births (29.6% of the total).

■ Births according to month of occurrence and their year-on-year variation (%)

Current figures^P, January 2026



■ Births according mother's age bracket.

Current figures^P, January 2026¹

Births	Under age 15	15 to 19	20 to 24	25 to 29	30 to 34	35 to 39	40 to 44	45 to 49	50 and over	Not specified
Total	11	435	1,894	3,248	3,766	2,685	609	51	0	18
Percentage	0.1	3.4	14.9	25.5	29.6	21.1	4.8	0.4	0	0.1

^PProvisional figures. In this bulletin, the figures reported for January 2025 refer to a provisional database that contains registrations made in months subsequent to January 2025, and they therefore differ from the data published in the April 2025 bulletin, when the results for January 2025 were first published.

¹Because the decimals are rounded, the relative figures of the table on births according to mother's age bracket may not add up to 100%.

Births January 2026

Nationwide total	12,717
Arica y Parinacota	180
Tarapacá	383
Antofagasta	523
Atacama	224
Coquimbo	542
Valparaíso	1,124
Metropolitana	5,143
O'Higgins	705
Maule	815
Ñuble	341
Biobío	1,014
La Araucanía	715
Los Ríos	229
Los Lagos	583
Aysén	99
Magallanes	97

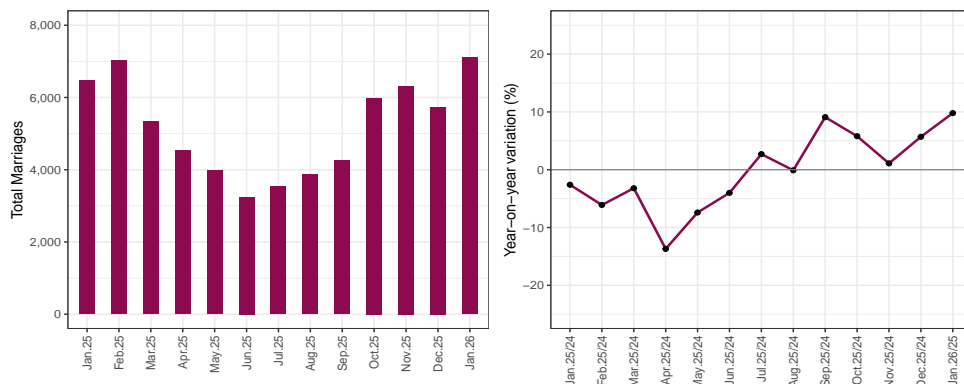
MARRIAGES AND CIVIL UNION AGREEMENTS (CUAs)

In January, there were 7,109 marriages and 1,944 Civil Union Agreements.

The number of marriages increased by 633 year on year, which is equivalent to a rise of 9.8%. There were 1,368 more marriages than in the previous month, which represents an increase of 23.8%.

Marriages according to month and their year-on-year variation (%)

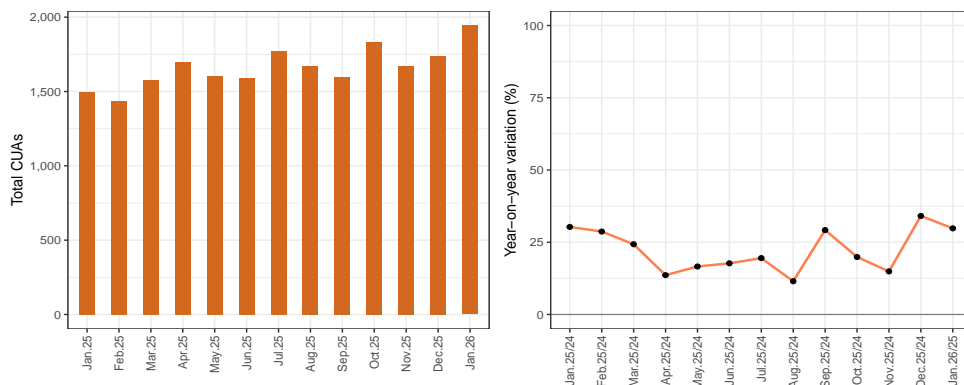
Current figures^P, January 2026



The number of CUAs rose 446 year on year, which represents an increase of 29.8%. There were 202 more CUAs compared to the previous month, a rise of 11.6%.

Civil Union Agreements according to month and their year-on-year variation (%)

Current figures^P, January 2026



Of the 1,944 CUAs in January, 1,719 (88.4%) of the couples were of different sexes. The number of CUAs between men was 112 (5.8% of the total), while the number of CUAs between women was 113 (5.8% of the total).

Regional distribution of CUAs according to sex of contracting parties

Current figures^P, January 2026

CUA Sex	Arica y Parinacota	Tarapacá	Antofagasta	Atacama	Coquimbo	Valparaíso	Metropolitana	O'Higgins	Maule	Ñuble	Biobío	La Araucanía	Los Ríos	Los Lagos	Aysén	Magallanes
Total	31	54	227	39	77	174	917	68	70	23	108	41	24	47	12	32
Different Sexes	26	48	192	37	71	161	802	65	63	21	92	35	23	43	12	28
Same Sex Men	1	2	17	2	3	8	58	1	6	0	6	2	1	2	0	3
Same Sex Women	4	4	18	0	3	5	57	2	1	2	10	4	0	2	0	1

Marriages January 2026

Nationwide total	7,109
Arica y Parinacota	80
Tarapacá	101
Antofagasta	239
Atacama	86
Coquimbo	243
Valparaíso	728
Metropolitana	2,792
O'Higgins	346
Maule	422
Ñuble	183
Biobío	738
La Araucanía	491
Los Ríos	188
Los Lagos	373
Aysén	41
Magallanes	58

DEATHS

In January 2026, there were 10,478 deaths.

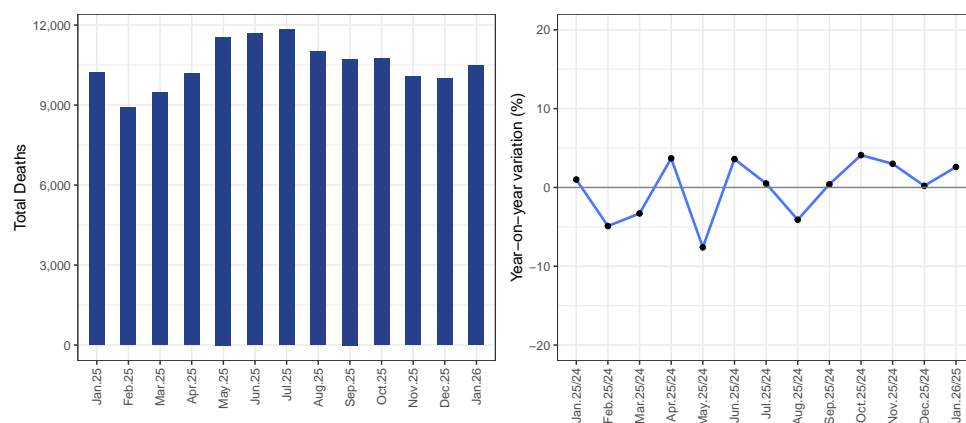
Of the total number of deaths, 5,480 were males, which represents 52.3% of the total, and 4,997 were females, which represents 47.7%. In addition, one death of indeterminate sex (0% of the total) was observed.

The number of deaths increased by 265 cases year on year, a rise of 2.6%. The number of deaths increased by 469 cases compared to the previous month, which is equivalent to a monthly rise of 4.7%.

In the January distribution of deaths by age bracket, there were 70 deaths of those aged under 1 year (0.7% of the total), the majority of which were male deaths. The greatest number of deaths occurred in those aged 60 and over, and the single bracket with the highest number of deaths was 80 to 99 years, in which there were 4,394 cases, or 41.9% of the total. For those aged 0 to 79, there were more male deaths than female deaths, while the trend was reversed for those aged 80 and over, in which the majority of deaths were of females.

Deaths according to month and their year-on-year variation (%)

Current figures^P, January 2026



Distribution of deaths according to sex and age bracket

Current figures^P, January 2026

Sex	Under age 1	1 to 4	5 to 19	20 to 39	40 to 59	60 to 79	80 to 99	100 and over	Not specified
Total	70	18	84	429	1,290	4,083	4,394	110	0
Male	39	10	58	314	811	2,373	1,850	25	0
Female	30	8	26	115	479	1,710	2,544	85	0
Indeterminate	1	0	0	0	0	0	0	0	0

Deaths January 2026

Nationwide total	10,478
Arica y Parinacota	160
Tarapacá	158
Antofagasta	299
Atacama	181
Coquimbo	475
Valparaíso	1,233
Metropolitana	3,756
O'Higgins	564
Maule	707
Ñuble	343
Biobío	1,006
La Araucanía	624
Los Ríos	252
Los Lagos	566
Aysén	53
Magallanes	101