STATISTICAL BULLETIN: CURRENT VITAL STATISTICS[P]

No.32 / 16 November 2026

BIRTHS

In August 2026, there were 12,047 births.

Of live births, 6,140 were male (51% of total records), while 5,905 were female, accounting for 49%. Two births of indeterminate sex (0%) was also observed.

The number of births increased 232 year on year, which represent a rise of 2%. Compared with the previous month, they decreased by 394, or 3.2%.

In August, the distribution of births according to the mother's age bracket was as follows: five live births to mothers under age 15, which was 0% of the total, and 426 births to mothers aged 15 to 19 years, which account for 3.5% of births. The bracket with the greatest number of births was to mothers aged 30 to 34 years, with 3,463 live births (28.7% of the total).

Births August 2026

Nationwide total	12,047
Arica y Parinacota	178
Tarapacá	386
Antofagasta	559
Atacama	209
Coquimbo	482
Valparaíso	1,182
Metropolitana	4,773
O'Higgins	658
Maule	728
Ñuble	306
Biobío	955
La Araucanía	640
Los Ríos	232
Los Lagos	584
Aysén	69
Magallanes	106

Births according to month of occurrence and their year-on-year variation (%).

Current figures[P], August 2026

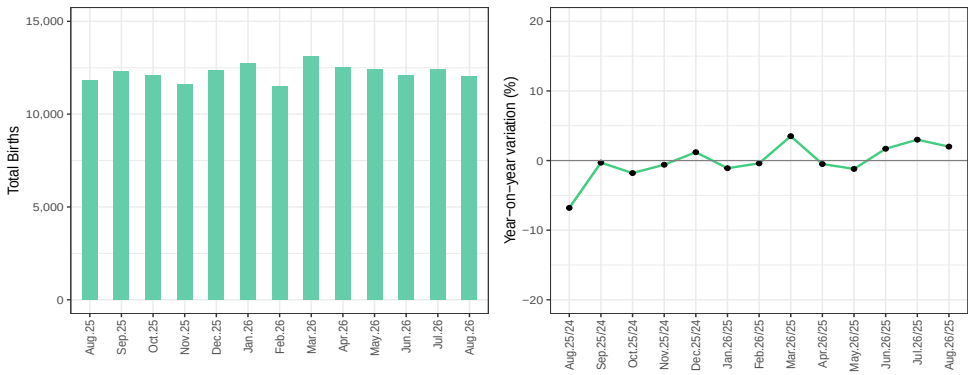

Births according to mother's age bracket.

Current figures[P], August 2026[1]

Births	Under age 15	15 to 19	20 to 24	25 to 29	30 to 34	35 to 39	40 to 44	45 to 49	50 and over	Not specified
Total	5	426	1,854	3,075	3,463	2,564	603	30	3	24
Percentage	0	3.5	15.4	25.5	28.7	21.3	5	0.2	0	0.2

[P]Provisional figures. In this bulletin, the reference figures for the year 2025 are from a provisional database of 15 months (the 12 months of 2025 as well as the months of January, February, and March 2026, when vital events that occurred in 2025 were registered). For this reason, the figures published in this bulletin may vary from the provisional figures that were reported in 2025.

[1]Because the decimals are rounded, the relative figures of the table on births according to mother's age bracket may not add up to 100%.

MARRIAGES AND CIVIL UNION AGREEMENTS (CUAs)

In August, there were 4,008 marriages and 2,133 Civil Union Agreements.

The number of marriages increased by 138 year on year (3.6%). Compared with the previous month, they fell by 37, or 0.9%.

Marriages according to month and their year-on-year variation (%).
Current figures[P], August 2026

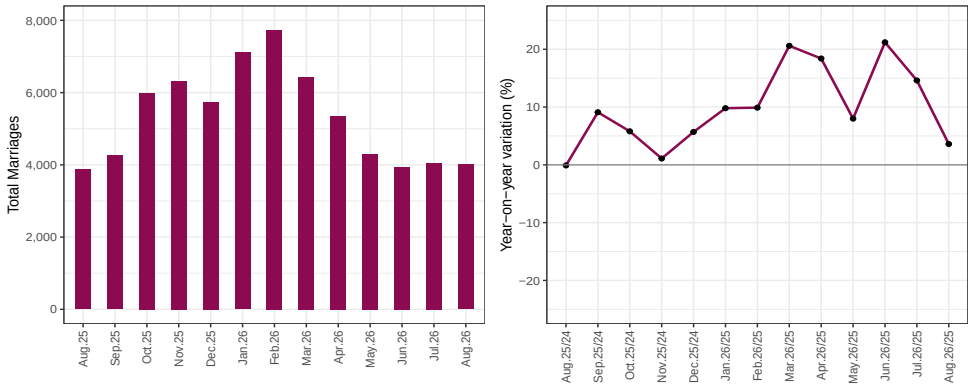

The number of CUAs rose 459 year on year, which represents an increase of 27.4%. There were 455 fewer CUAs compared to the previous month, a fall of 17.6%.

Civil Union Agreements according to month and their year-on-year variation (%).
Current figures[P], August 2026

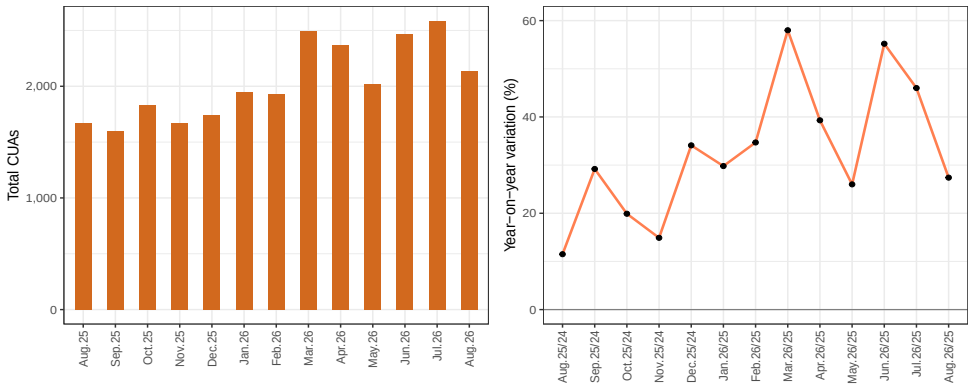

Of the 2,133 CUAs in August, 1,948 (91.3%) were between different sexes. The number of CUAs between men was 91 (4.3% of the total), while the number of CUAs between women was 94 (4.4% of the total).

Regional distribution of CUAs according to sex of contracting parties.
Current figures[P], August 2026

CUA Sex	Arica y Parinacota	Tarapacá	Antofagasta	Atacama	Coquimbo	Valparaíso	Metropolitana	O'Higgins	Maule	Ñuble	Biobío	La Araucanía	Los Ríos	Los Lagos	Aysén	Magallanes
Total	36	53	197	46	101	209	1,026	76	47	28	115	59	32	67	8	33
Different Sexes	36	52	178	42	97	188	921	69	44	28	105	56	31	63	7	31
Same Sex Men	0	0	8	1	1	11	55	3	2	0	7	1	0	1	1	0
Same Sex Women	0	1	11	3	3	10	50	4	1	0	3	2	1	3	0	2

Marriages August 2026

Nationwide total	4,008
Arica y Parinacota	61
Tarapacá	100
Antofagasta	196
Atacama	64
Coquimbo	145
Valparaíso	416
Metropolitana	1,877
O'Higgins	190
Maule	173
Ñuble	74
Biobío	270
La Araucanía	172
Los Ríos	63
Los Lagos	159
Aysén	14
Magallanes	34

DEATHS

In August 2026, there were 11,117 deaths.

Of the total registered deaths, 5,761 were male (51.8%), while 5,355 were female (48.2%). In addition, one death of indeterminate sex (0% of the total) was observed.

The number of deaths increased by 103 year on year, a rise of 0.9%. Compared with the previous month, they decreased by 1,254 (-10.1%).

In the month under analysis, the age distribution of deaths showed 80 deaths of persons under 1 year of age (0.7% of the total), the majority of which were male. The greatest number of deaths occurred in those aged 60 and over, and the single bracket with the highest number of deaths was 80 to 99 years, in which there were 4,911, or 44.2% of the total. For those aged under 1 year and aged 5 to 79, there were more male deaths than female deaths, while female deaths outnumbered male deaths for those aged 80 and over and for those aged 1 to 4.

Deaths August 2026

Nationwide total	11,117
Arica y Parinacota	140
Tarapacá	146
Antofagasta	334
Atacama	154
Coquimbo	488
Valparaíso	1,268
Metropolitana	4,213
O'Higgins	621
Maule	708
Ñuble	382
Biobío	1,019
La Araucanía	662
Los Ríos	269
Los Lagos	561
Aysén	49
Magallanes	103

Deaths according to month and their year-on-year variation (%).

Current figures[P], August 2026

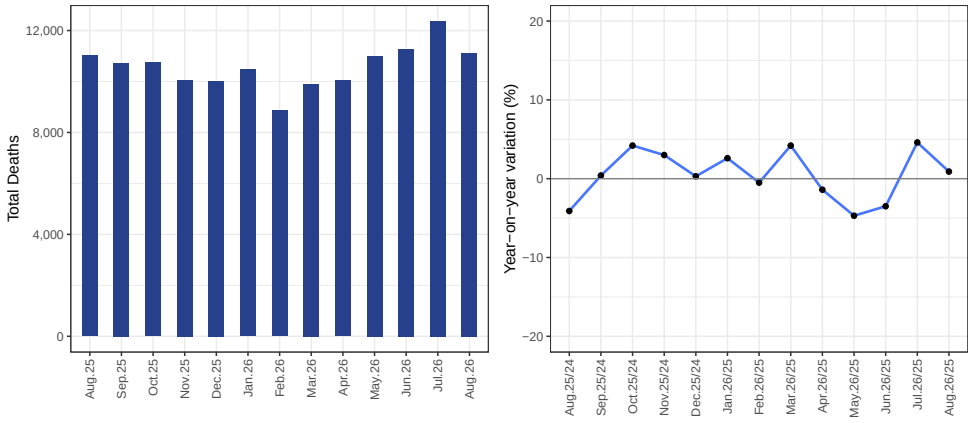

Distribution of deaths according to sex and age bracket.

Current figures[P], August 2026

Sex	Under age 1	1 to 4	5 to 19	20 to 39	40 to 59	60 to 79	80 to 99	100 and over	Not specified
Total	80	13	80	397	1,237	4,264	4,911	135	0
Male	47	5	49	253	778	2,502	2,099	28	0
Female	32	8	31	144	459	1,762	2,812	107	0
Indeterminate	1	0	0	0	0	0	0	0	0

National Statistics Institute
Morandé 801,22nd floor,Santiago, Chile
Phone (56) 23246 1000
prensa.ine@ine.gob.cl - **www.ine.gob.cl**