

BIRTHS

In September 2025, there were 12,299 births.

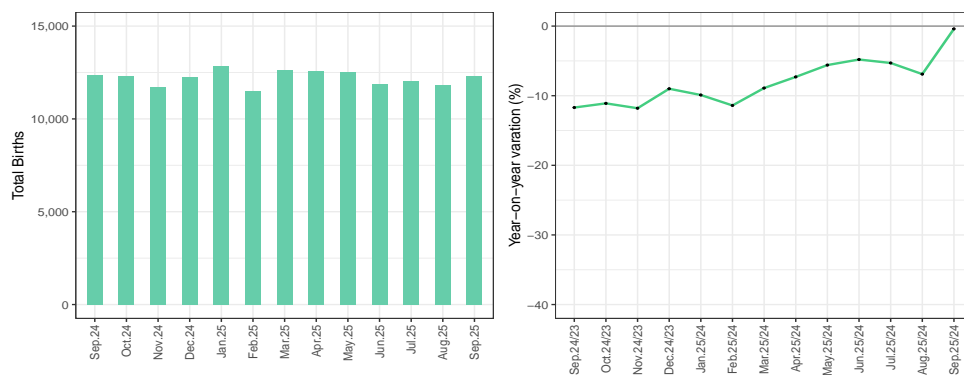
Of live births, 6,250 were males, which was 50.8% of the total, and 6,048 were females, which was 49.2%. In addition, one birth of indeterminate sex (0% of the total) was observed.

The number of births decreased 55 year on year, which represents a fall of 0.4%. The number of live births increased 492 compared to the previous month, a monthly rise of 4.2%.

In September, the distribution of births according to the mother's age bracket was as follows: 13 live births to mothers under age 15, which was 0.1% of births, and 399 births in the bracket 15 to 19 years, which represents 3.2% of births. The bracket with the greatest number of births was to mothers aged 30 to 34 years, in which there were 3,698 live births (30.1% of the total).

■ Births according to month of occurrence and their year-on-year variation (%).

Current figures^P, September 2025



■ Births according mother's age bracket.

Current figures^P, September 2025¹

Births	Under age 15	15 to 19	20 to 24	25 to 29	30 to 34	35 to 39	40 to 44	45 to 49	50 and over	Not specified
Total	13	399	1,901	3,091	3,698	2,480	660	33	4	20
Percentage	0.1	3.2	15.5	25.1	30.1	20.2	5.4	0.3	0	0.2

^PProvisional figures. In this bulletin, the reference figures for the year 2024 are from a provisional database of 15 months (the 12 months of 2024 as well as the months of January, February, and March 2025, when vital events that occurred in 2024 were registered). For this reason, the figure published in this bulletin may vary from the provisional figures that were reported in 2024.

¹Because the decimals are rounded, the relative figures of the table on births according to mother's age bracket may not add up to 100%.

Births September 2025

Nationwide total

12,299

Arica y Parinacota

167

Tarapacá

377

Antofagasta

511

Atacama

228

Coquimbo

569

Valparaíso

1,171

Metropolitana

4,822

O'Higgins

698

Maule

774

Ñuble

319

Biobío

993

La Araucanía

688

Los Ríos

252

Los Lagos

557

Aysén

75

Magallanes

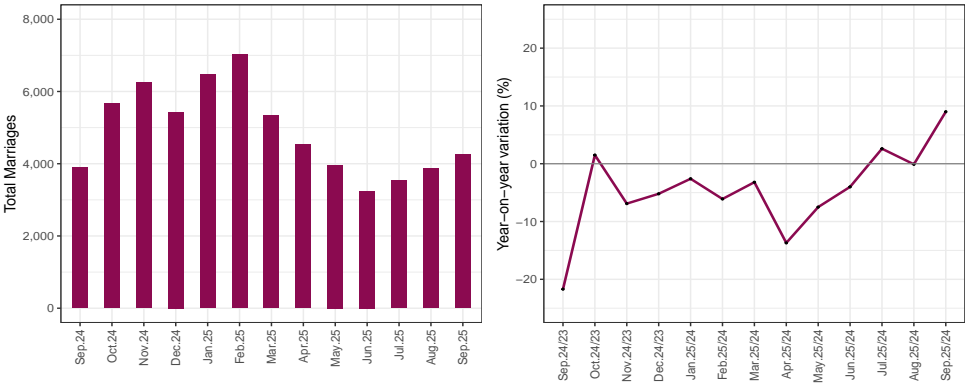
98

MARRIAGES AND CIVIL UNION AGREEMENTS (CUAs)

In September, there were 4,252 marriages and 1,599 Civil Union Agreements.

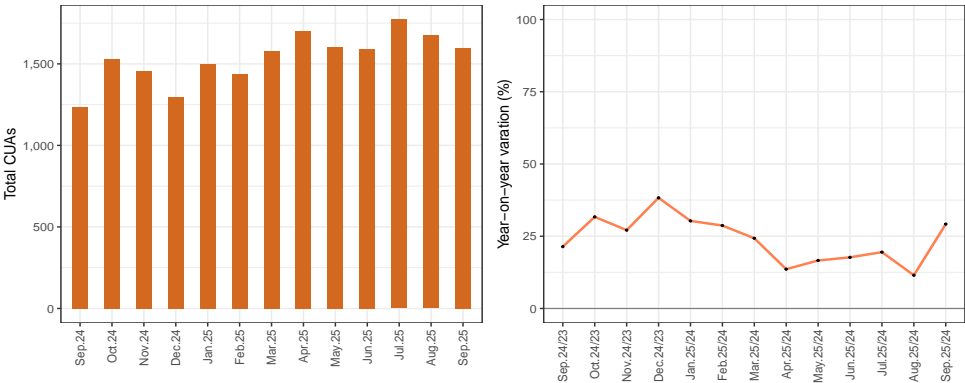
The number of marriages increased by 352 year on year, which is equivalent to a monthly rise of 9%. There were 383 more marriages than in the previous month, a monthly variation of 9.9%.

■ **Marriages according to month and their year-on-year variation (%).**
Current figures^P, September 2025



The number of civil unions rose 361 year on year, which represents an increase of 29.2%. There were 75 fewer civil unions compared to the previous month, a monthly fall of 4.5%.

■ **Civil Union Agreements according to month and their year-on-year variation (%).**
Current figures^P, September 2025



Of the 1,599 CUAs in September, 1,455 (91%) of the couples were of different sexes. The number of CUAs between men was 68 (4.3% of the total), and the number of CUAs between women was 76 (4.8% of the total).

■ **Regional distribution of CUAs according to sex of contracting parties.**
Current figures^P, September 2025

CUA Sex	Arica y Parinacota	Tarapacá	Antofagasta	Atacama	Coquimbo	Valparaíso	Metropolitana	O'Higgins	Maule	Ñuble	Biobío	La Araucanía	Los Ríos	Los Lagos	Aysén	Magallanes
Total	22	48	150	27	47	130	847	51	41	18	73	42	16	38	12	37
Different Sexes	20	47	130	25	45	124	761	47	37	15	67	39	15	37	12	34
Same Sex Men	1	0	9	0	1	5	42	1	2	2	1	2	1	0	0	1
Same Sex Women	1	1	11	2	1	1	44	3	2	1	5	1	0	1	0	2

Marriages September 2025

Nationwide total

4,252

Arica y Parinacota

61

Tarapacá

90

Antofagasta

168

Atacama

50

Coquimbo

153

Valparaíso

470

Metropolitana

1,996

O'Higgins

174

Maule

206

Ñuble

83

Biobío

297

La Araucanía

178

Los Ríos

78

Los Lagos

192

Aysén

16

Magallanes

40

DEATHS

In September 2025, there were 10,711 deaths.

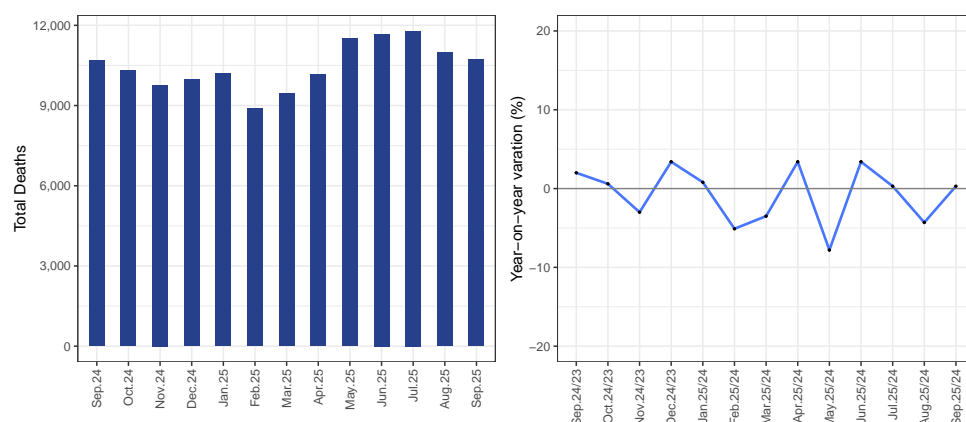
Of the total number of deaths, 5,619 were of men, which represents 52.5% of the total, and 5,092 were of women, which represents 47.5%.

The number of deaths increased by 28 cases year on year, a rise of 0.3%. The number of deaths decreased by 278 cases compared to the previous month, which is equivalent to a monthly fall of 2.5%.

In the September distribution of deaths by age bracket, there were 71 deaths of those aged under 1 year (0.7% of the total), in most cases male. The greatest number of deaths occurred in those aged 60 and over, and the single bracket with the highest number of deaths was 80 to 99 years, in which there were 4,759 cases, or 44.4% of the total. For those aged under 1 year and those aged 5 to 79, there were more male deaths than female deaths, while the trend was reversed for those aged 80 and over and the bracket 1 to 4 years, in which the majority of deaths were of females.

Deaths according to month and their year-on-year variation (%)

Current figures^P, September 2025



Distribution of deaths according to sex and age bracket.

Current figures^P, September 2025

Sex	Under age 1	1 to 4	5 to 19	20 to 39	40 to 59	60 to 79	80 to 99	100 and over	Not specified
Total	71	22	61	387	1,210	4,075	4,759	126	0
Male	42	10	36	266	774	2,383	2,082	26	0
Female	29	12	25	121	436	1,692	2,677	100	0
Indeterminate	0	0	0	0	0	0	0	0	0

Deaths September 2025

Nationwide total	10,711
Arica y Parinacota	127
Tarapacá	141
Antofagasta	312
Atacama	175
Coquimbo	432
Valparaíso	1,328
Metropolitana	4,030
O'Higgins	585
Maule	691
Ñuble	350
Biobío	948
La Araucanía	640
Los Ríos	245
Los Lagos	561
Aysén	49
Magallanes	97