

BIRTHS

In October 2025, there were 12,071 births.

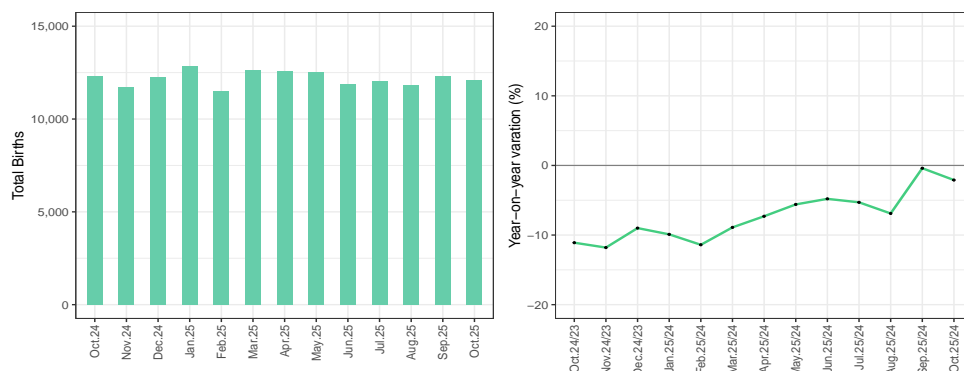
Of live births, 6,229 were males, which was 51.6% of the total, and 5,842 were females, which was 48.4%.

The number of births decreased 253 year on year, which represents a fall of 2.1%. The number of live births decreased 228 compared to the previous month, a monthly fall of 1.9%.

In October, the distribution of births according to the mother's age bracket was as follows: 14 live births to mothers under age 15, which was 0.1% of births, and 430 births in the bracket 15 to 19 years, which represents 3.6% of births. The bracket with the greatest number of births was to mothers aged 30 to 34 years, in which there were 3,539 live births (29.3% of the total).

■ Births according to month of occurrence and their year-on-year variation (%).

Current figures^P, October 2025



■ Births according mother's age bracket.

Current figures^P, October 2025¹

Births	Under age 15	15 to 19	20 to 24	25 to 29	30 to 34	35 to 39	40 to 44	45 to 49	50 and over	Not specified
Total	14	430	1,896	3,051	3,539	2,494	592	25	4	26
Percentage	0.1	3.6	15.7	25.3	29.3	20.7	4.9	0.2	0	0.2

^PProvisional figures. In this bulletin, the reference figures for the year 2024 are from a provisional database of 15 months (the 12 months of 2024 as well as the months of January, February, and March 2025, when vital events that occurred in 2024 were registered). For this reason, the figures published in this bulletin may vary from the provisional figures that were reported in 2024.

¹Because the decimals are rounded, the relative figures of the table on births according to mother's age bracket may not add up to 100%.

Births October 2025

Nationwide total

12,071

Arica y Parinacota

162

Tarapacá

376

Antofagasta

520

Atacama

199

Coquimbo

510

Valparaíso

1,191

Metropolitana

4,703

O'Higgins

609

Maule

753

Ñuble

310

Biobío

993

La Araucanía

738

Los Ríos

239

Los Lagos

597

Aysén

66

Magallanes

105

MARRIAGES AND CIVIL UNION AGREEMENTS (CUAs)

Marriages October 2025

Nationwide total

5,989

Arica y Parinacota

54

Tarapacá

115

Antofagasta

235

Atacama

77

Coquimbo

201

Valparaíso

635

Metropolitana

2,775

O'Higgins

291

Maule

297

Ñuble

128

Biobío

467

La Araucanía

286

Los Ríos

109

Los Lagos

239

Aysén

27

Magallanes

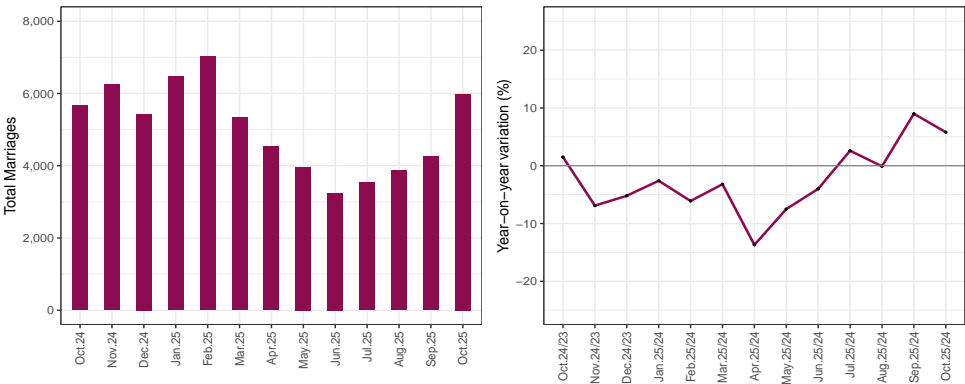
53

In October, there were 5,989 marriages and 1,834 Civil Union Agreements.

The number of marriages increased by 326 year on year, which is equivalent to a monthly rise of 5.8%. There were 1,737 more marriages than in the previous month, a monthly variation of 40.9%.

Marriages according to month and their year-on-year variation (%).

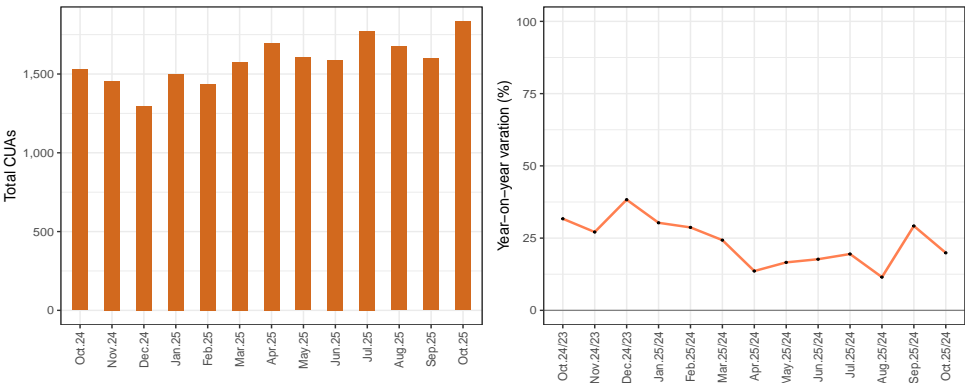
Current figures^P, October 2025



The number of civil unions rose 305 year on year, which represents an increase of 19.9%. There were 235 more civil unions compared to the previous month, a monthly rise of 14.7%.

Civil Union Agreements according to month and their year-on-year variation (%).

Current figures^P, October 2025



Of the 1,834 CUAs in October, 1,664 (90.7%) of the couples were of different sexes. The number of CUAs between men was 63 (3.4% of the total), and the number of CUAs between women was 107 (5.8% of the total).

Regional distribution of CUAs according to sex of contracting parties.

Current figures^P, October 2025

CUA Sex	Arica y Parinacota	Tarapacá	Antofagasta	Atacama	Coquimbo	Valparaíso	Metropolitana	O'Higgins	Maule	Ñuble	Biobío	La Araucanía	Los Ríos	Los Lagos	Aysén	Magallanes
Total	27	52	185	45	87	173	894	62	49	22	90	36	15	49	12	36
Different Sexes	27	45	166	40	80	160	794	61	44	22	83	36	13	45	12	36
Same Sex Men	0	2	5	3	5	6	33	0	2	0	4	0	2	1	0	0
Same Sex Women	0	5	14	2	2	7	67	1	3	0	3	0	0	3	0	0

DEATHS

In October 2025, there were 10,725 deaths.

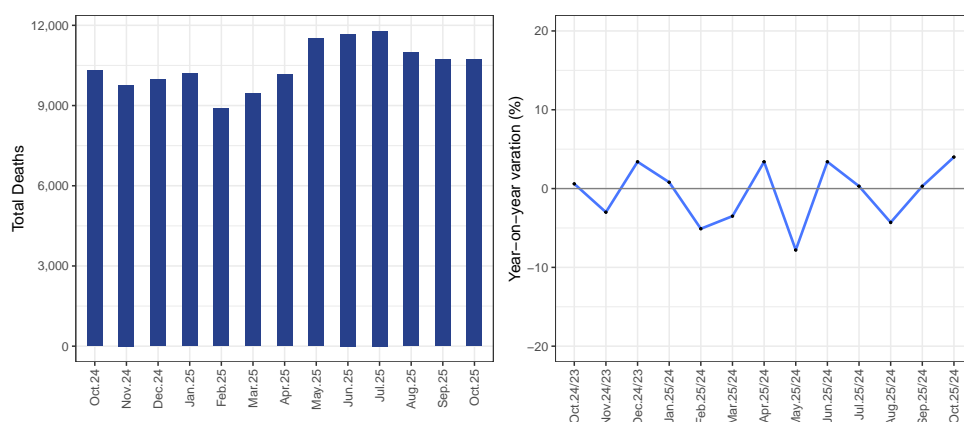
Of the total number of deaths, 5,526 were of men, which represents 51.5% of the total, and 5,199 were of women, which represents 48.5%.

The number of deaths increased by 417 cases year on year, a rise of 4%. The number of deaths increased by 14 cases compared to the previous month, which is equivalent to a monthly rise of 0.1%.

In the October distribution of deaths by age bracket, there were 74 deaths of those aged under 1 year (0.7% of the total), in most cases male. The greatest number of deaths occurred in those aged 60 and over, and the single bracket with the highest number of deaths was 80 to 99 years, in which there were 4,708 cases, or 43.9% of the total. For those aged under 1 year and those aged 5 to 79, there were more male deaths than female deaths, while the trend was reversed for those aged 80 and over and the bracket 1 to 4 years, in which the majority of deaths were of females.

Deaths according to month and their year-on-year variation (%).

Current figures^P, October 2025



Distribution of deaths according to sex and age bracket.

Current figures^P, October 2025

Sex	Under age 1	1 to 4	5 to 19	20 to 39	40 to 59	60 to 79	80 to 99	100 and over	Not specified
Total	74	17	80	422	1,233	4,082	4,708	109	0
Male	43	7	43	305	754	2,376	1,979	19	0
Female	31	10	37	117	479	1,706	2,729	90	0
Indeterminate	0	0	0	0	0	0	0	0	0

Deaths October 2025

Nationwide total

10,725

Arica y Parinacota

126

Tarapacá

149

Antofagasta

291

Atacama

165

Coquimbo

485

Valparaíso

1,273

Metropolitana

3,891

O'Higgins

632

Maule

701

Ñuble

363

Biobío

1,025

La Araucanía

667

Los Ríos

264

Los Lagos

531

Aysén

48

Magallanes

114