

## BIRTHS

In May 2025, there were 12,543 births.

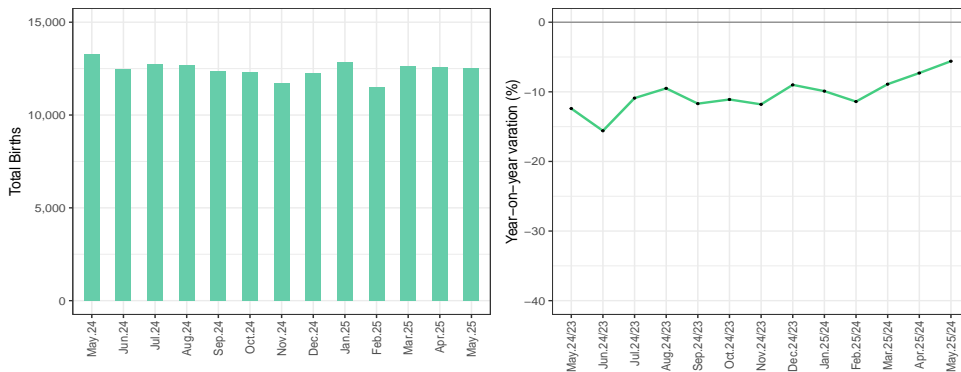
Of live births, 6,342 were males, which was 50.6% of the total, and 6,200 were females, which was 49.4%. In addition, one birth of indeterminate sex (0% of the total) was observed.

The number of births decreased 741 year on year, which represents a fall of 5.6%. The number of live births decreased 43 compared to the previous month, which represents a monthly fall of 0.3%.

In May, the distribution of births according to the mother's age bracket was as follows: 9 live births of mothers under age 15, which was 0.1% of births, and 404 births in the bracket 15 to 19 years, which represents 3.2% of births. The bracket with the greatest number of births was ages 30 to 34 years, in which there were 3,737 live births (29.8% of the total).

### ■ Births according to month of occurrence and year-on-year variation (%).

Current figures<sup>P</sup>, May 2025



### ■ Births according mother's age bracket.

Current figures<sup>P</sup>, May 2025<sup>1</sup>

Births	Under age 15	15 to 19	20 to 24	25 to 29	30 to 34	35 to 39	40 to 44	45 to 49	50 and over	Not specified
Total	9	404	2,006	3,150	3,737	2,562	608	36	2	29
Percentage	0.1	3.2	16	25.1	29.8	20.4	4.8	0.3	0	0.2

<sup>P</sup>Provisional figures. In this bulletin, the reference figures for the year 2024 are from a provisional database of 15 months (the 12 months of 2024 as well as the months of January, February, and March 2025, when vital events that occurred in 2024 were registered). For this reason, the figure published in this bulletin may vary from the provisional figures that were reported in 2024.

<sup>1</sup>Because the decimals are rounded, the relative figures of the table on births according to mother's age bracket may not add up to 100%.

### Births May 2025

Nationwide total

12,543

Arica y Parinacota

176

Tarapacá

359

Antofagasta

578

Atacama

243

Coquimbo

564

Valparaíso

1,172

Metropolitana

5,002

O'Higgins

658

Maule

714

Ñuble

339

Biobío

994

La Araucanía

708

Los Ríos

252

Los Lagos

605

Aysén

69

Magallanes

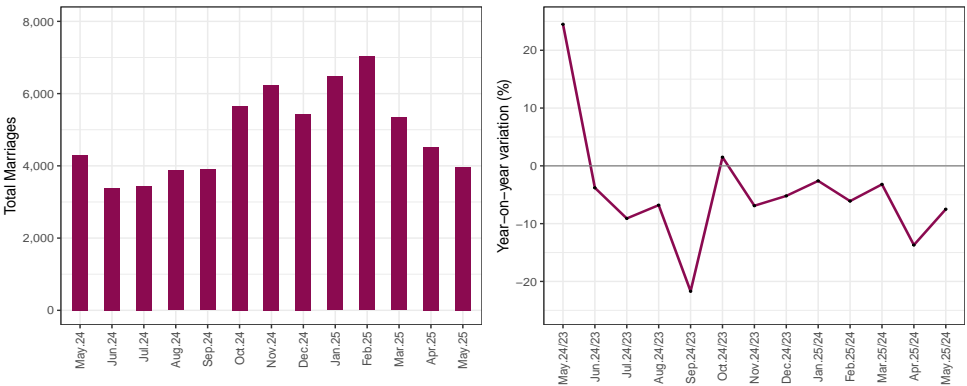
110

# MARRIAGES AND CIVIL UNION AGREEMENTS (CUAs)

In May, there were 3,970 marriages and 1,605 Civil Union Agreements.

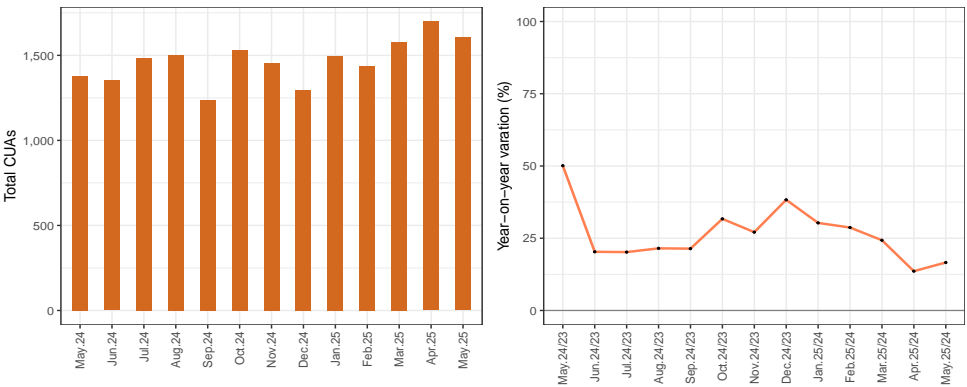
The number of marriages decreased 323 year on year, which is equivalent a fall of 7.5%. There were 557 fewer marriages than in the previous month, a fall of 12.3%.

■ **Marriages according to month and year-on-year variation (%).**  
Current figures<sup>P</sup>, May 2025



The number of civil unions rose 229 year on year, which represents an increase of 16.6%. There were 94 fewer civil unions compared to the previous month, which represents a monthly fall of 5.5%.

■ **Civil Union Agreements according to month and year-on-year variation (%).**  
Current figures<sup>P</sup>, May 2025



Of the 1,605 CUAs in May, 1,447 (90.2%) of the couples were of different sexes. The number of CUAs between men was 84 (5.2% of the total), and the number of CUAs between women was 74 (4.6% of the total).

■ **Regional distribution of CUAs according to sex of contracting parties.**  
Current figures<sup>P</sup>, May 2025

CUA Sex	Arica y Parinacota	Tarapacá	Antofagasta	Atacama	Coquimbo	Valparaíso	Metropolitana	O'Higgins	Maule	Ñuble	Biobío	La Araucanía	Los Ríos	Los Lagos	Aysén	Magallanes
Total	28	59	156	23	57	130	820	40	36	28	70	32	22	53	8	43
Different Sexes	26	54	141	18	53	113	738	38	33	25	65	31	21	46	8	37
Same Sex Men	1	1	10	4	2	8	44	1	2	2	3	1	1	3	0	1
Same Sex Women	1	4	5	1	2	9	38	1	1	1	2	0	0	4	0	5

## Marriages May 2025

Nationwide total

3,970

Arica y Parinacota

57

Tarapacá

95

Antofagasta

194

Atacama

42

Coquimbo

162

Valparaíso

372

Metropolitana

1,853

O'Higgins

158

Maule

185

Ñuble

87

Biobío

289

La Araucanía

185

Los Ríos

79

Los Lagos

153

Aysén

18

Magallanes

41

# DEATHS

In May 2025, there were 11,519 deaths.

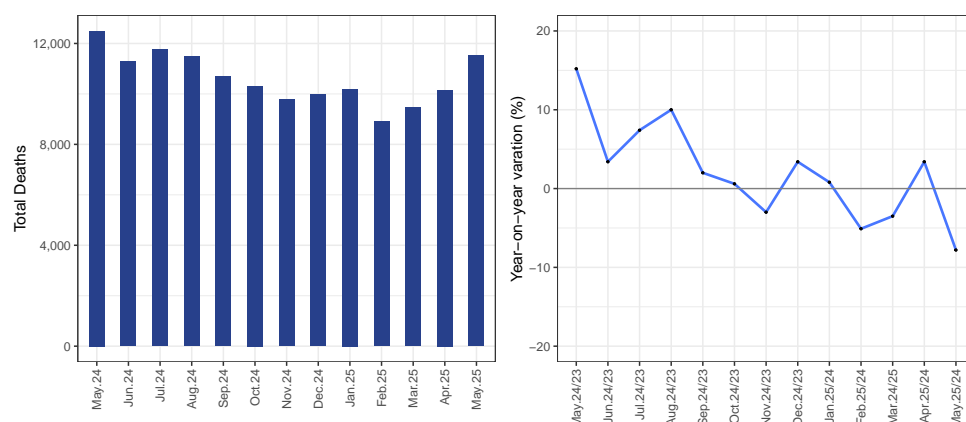
Of the total number of deaths, 6,015 were of men, which represents 52.2% of the total, and 5,503 were of women, which represents 47.8%. In addition, one death of indeterminate sex (0% of the total) was observed.

The number of deaths decreased by 977 cases year on year, a fall of 7.8%. The number of deaths increased by 1,364 cases from the previous month, which is equivalent to a rise of 13.4%.

In the May distribution of deaths by age bracket, there were 71 deaths of those aged under 1 year (0.6% of the total), in most cases female. The greatest number of deaths occurred in those aged 60 and over, and the single bracket with the highest number of deaths was 80 to 99 years, in which there were 4,947 cases, or 42.9% of the total. From ages 1 to 79, there were more male deaths than female deaths, while the trend was reversed for those aged 80 and over, in which the majority of deaths were of females.

## ■ Deaths according to month, and year-on-year variation (%).

Current figures<sup>P</sup>, May 2025



## ■ Distribution of deaths according to sex and age bracket.

Current figures<sup>P</sup>, May 2025

Sex	Under age 1	1 to 4	5 to 19	20 to 39	40 to 59	60 to 79	80 to 99	100 and over	Not specified
Total	71	15	69	391	1,360	4,541	4,947	125	0
Male	34	9	39	275	857	2,678	2,107	16	0
Female	36	6	30	116	503	1,863	2,840	109	0
Indeterminate	1	0	0	0	0	0	0	0	0

## Deaths May 2025

Nationwide total

11,519

Arica y Parinacota

166

Tarapacá

158

Antofagasta

305

Atacama

186

Coquimbo

538

Valparaíso

1,352

Metropolitana

4,276

O'Higgins

640

Maule

719

Ñuble

379

Biobío

1,108

La Araucanía

675

Los Ríos

299

Los Lagos

557

Aysén

53

Magallanes

108