

## BIRTHS

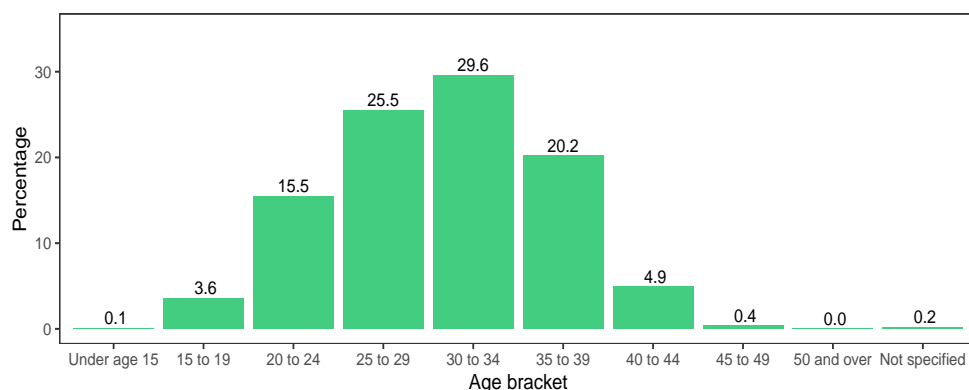
In January 2025, there were 12,827 births. Of live births, 6,538 were males, which was 51% of all births, and 6,288 were females, which was 49%. In addition, a birth of indeterminate sex (0% of the total) was observed.

The number of births decreased 1,397 year on year, a fall of 9.8% from the total number of births in January 2024, which stood at 14,224. (The preliminary figure for January 2024, published in March 2024, was 12,727 births.)

In January, the distribution of births according to the mother's age bracket was as follows: 7 live births of mothers under age 15, which was 0.1% of births, and 468 births in the bracket 15 to 19 years, which represented 3.6% of births. The bracket with the greatest number of births was ages 30 to 34 years, in which there were 3,799 live births (29.6% of the total.)

### ■ Distribution of births by mother's age bracket.

Current figures<sup>P</sup>, January 2025



### ■ Births according mother's age bracket.

Current figures<sup>P</sup>, January 2025<sup>1</sup>

Births	Under age 15	15 to 19	20 to 24	25 to 29	30 to 34	35 to 39	40 to 44	45 to 49	50 and over	Not specified
Total	7	468	1,983	3,273	3,799	2,587	629	52	2	27
Percentage	0.1	3.6	15.5	25.5	29.6	20.2	4.9	0.4	0	0.2

<sup>P</sup>In this bulletin, the figures reported for January 2024 refer to a provisional database that contains registrations made in months subsequent to January 2024, and they therefore differ from the data published in the March 2024 bulletin, when the results for January 2024 were first published.

<sup>1</sup>Because the decimals are rounded, the relative figures of the table on births according to mother's age bracket may not add up to 100%.

### Births January 2025

Nationwide total

12,827

Arica y Parinacota

192

Tarapacá

365

Antofagasta

540

Atacama

213

Coquimbo

515

Valparaíso

1,245

Metropolitana

5,097

O'Higgins

735

Maule

806

Ñuble

321

Biobío

1,069

La Araucanía

705

Los Ríos

256

Los Lagos

590

Aysén

74

Magallanes

104

# MARRIAGES AND CIVIL UNION AGREEMENTS (CUA)

## Marriages January 2025

Nationwide total

6,474

Arica y Parinacota

77

Tarapacá

103

Antofagasta

235

Atacama

86

Coquimbo

218

Valparaíso

653

Metropolitana

2,617

O'Higgins

292

Maule

346

Ñuble

163

Biobío

725

La Araucanía

385

Los Ríos

160

Los Lagos

336

Aysén

29

Magallanes

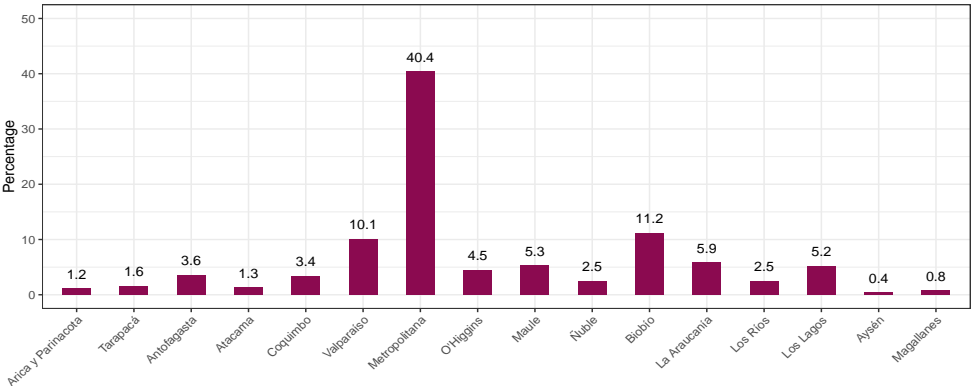
49

In January, there were 6,474 marriages and 1,498 Civil Union Agreements.

The number of marriages decreased 172 year on year, which is equivalent a fall of 2.6% compared to the same month in 2024, when there were 6,646 marriages (six more than there were in the preliminary figure published in March 2024).

### Regional distribution of marriages.

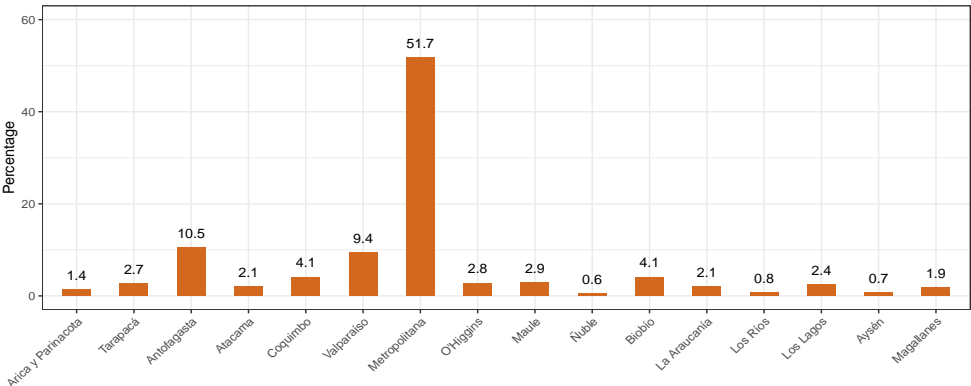
Current figures<sup>P</sup>, January 2025



The number of civil unions rose 348 year on year, which represents an increase of 30.3% from de total number of CUAs in January 2024, which stood at 1,150 (ten more than there were in the preliminary figure published in March 2024.)

### Regional distribution of Civil Union Agreements.

Current figures<sup>P</sup>, January 2025



Of the 1,498 CUAs in January, 1,313 (87.7%) of the couples were of different sexes. The number of CUAs between men was 71 (4.7% of the total), and the number of CUAs between women was 114 (7.6% of the total).

### Regional distribution of CUAs according to sex of contracting parties.

Current figures<sup>P</sup>, January 2025

CUA Sex	Arica y Parinacota	Tarapacá	Antofagasta	Atacama	Coquimbo	Valparaíso	Metropolitana	O'Higgins	Maule	Ñuble	Biobío	La Araucanía	Los Ríos	Los Lagos	Aysén	Magallanes
Total	21	40	157	31	61	141	775	42	43	9	61	31	12	36	10	28
Different Sexes	16	35	141	27	58	119	670	38	40	8	54	27	12	36	10	22
Same Sex Men	2	2	8	0	1	7	41	2	1	0	2	1	0	0	0	4
Same Sex Women	3	3	8	4	2	15	64	2	2	1	5	3	0	0	0	2

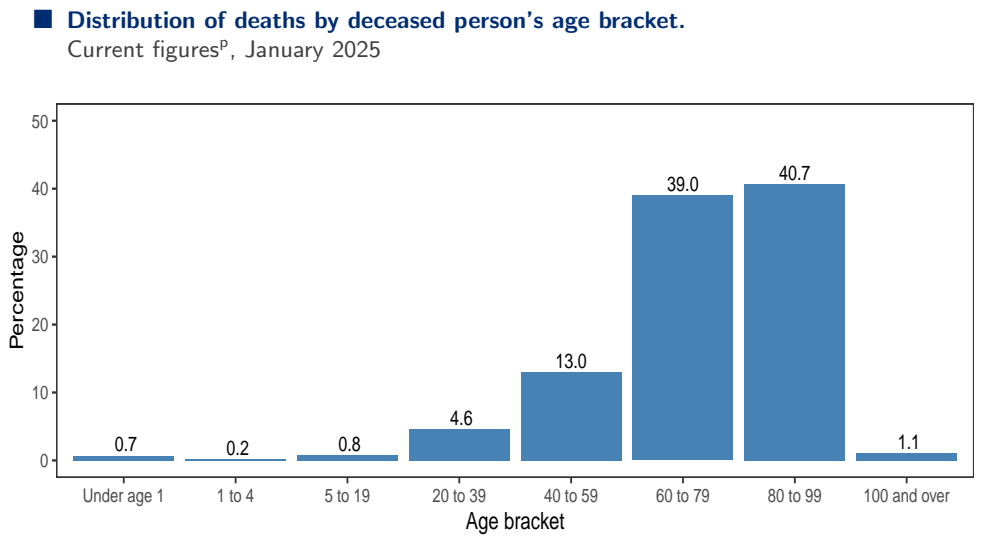
# DEATHS

In January 2025, there were 10,194 deaths.

Of the total number of deaths, 5,211 were of men, which represents 51.1% of the total, and 4,983 were of women, which represents 48.9%.

The number of deaths increased by 89 cases year on year, a rise of 0.9% compared to January 2024, when there were 10,105 deaths. (The preliminary figure published in March 2024 was 9,680 deaths.)

In the January distribution of deaths by age bracket, there were 74 deaths of those aged under 1 year (0.7% of the total), in most cases male. The greatest number of deaths occurred in those aged 60 and over, and the single bracket with the highest number of deaths was 80 to 99 years, in which there were 4,150 cases, or 40.7% of the total. From ages 1 to 79, there were more male deaths than female deaths, while the trend was reversed for those aged 80 and over, in which the majority of deaths were of females.



■ **Distribution of deaths according to sex and age bracket.**  
Current figures<sup>P</sup>, January 2025

Sex	Under age 1	1 to 4	5 to 19	20 to 39	40 to 59	60 to 79	80 to 99	100 and over	Not specified
Total	74	16	77	469	1,323	3,971	4,150	114	0
Male	43	5	49	339	832	2,242	1,686	15	0
Female	31	11	28	130	491	1,729	2,464	99	0
Indeterminate	0	0	0	0	0	0	0	0	0

Deaths January 2025	
Nationwide total	10,194
Arica y Parinacota	127
Tarapacá	133
Antofagasta	315
Atacama	139
Coquimbo	428
Valparaíso	1,169
Metropolitana	3,753
O'Higgins	606
Maule	677
Ñuble	337
Biobío	967
La Araucanía	644
Los Ríos	250
Los Lagos	522
Aysén	42
Magallanes	85