

BIRTHS

In April 2025, there were 12,586 births.

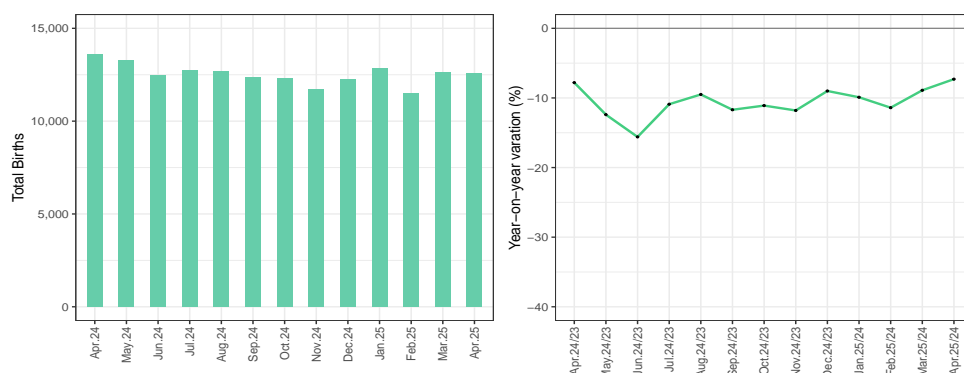
Of live births, 6,442 were males, which was 51.2% of the total, and 6,144 were females, which was 48.8%.

The number of births decreased 994 year on year, which represents a fall of 7.3%. The number of live births decreased 68 compared to the previous month, which represents a monthly fall of -0.5%.

In April, the distribution of births according to the mother's age bracket was as follows: 12 live births of mothers under age 15, which was 0.1% of births, and 458 births in the bracket 15 to 19 years, which represents 3.6% of births. The bracket with the greatest number of births was ages 30 to 34 years, in which there were 3,682 live births (29.3% of the total).

■ Births according to month of occurrence and year-on-year variation (%).

Current figures^P, April 2025



■ Births according mother's age bracket.

Current figures^P, April 2025¹

Births	Under age 15	15 to 19	20 to 24	25 to 29	30 to 34	35 to 39	40 to 44	45 to 49	50 and over	Not specified
Total	12	458	1,877	3,304	3,682	2,524	665	44	2	18
Percentage	0.1	3.6	14.9	26.3	29.3	20.1	5.3	0.3	0	0.1

^PProvisional figures. In this bulletin, the reference figures for the year 2024 are from a provisional database of 15 months (the 12 months of 2024 as well as the months of January, February, and March 2025, when vital events that occurred in 2024 were registered). For this reason, the figure published in this bulletin may vary from the provisional figures that were reported in 2024.

¹Because the decimals are rounded, the relative figures of the table on births according to mother's age bracket may not add up to 100%.

Births April 2025

Nationwide total

12,586

Arica y Parinacota

201

Tarapacá

393

Antofagasta

548

Atacama

235

Coquimbo

549

Valparaíso

1,132

Metropolitana

5,042

O'Higgins

699

Maule

741

Ñuble

281

Biobío

1,029

La Araucanía

711

Los Ríos

259

Los Lagos

612

Aysén

50

Magallanes

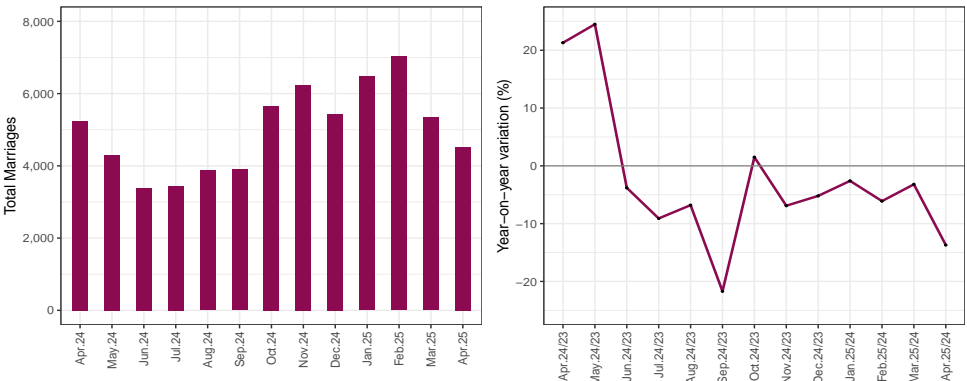
104

MARRIAGES AND CIVIL UNION AGREEMENTS (CUAs)

In April, there were 4,527 marriages and 1,699 Civil Union Agreements.

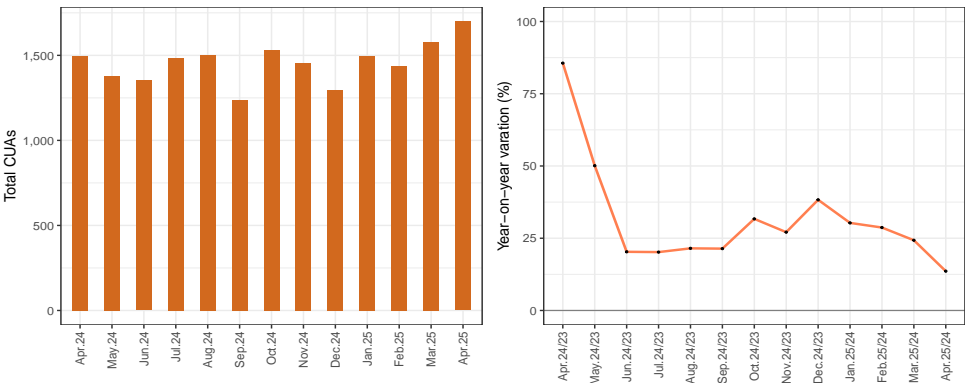
The number of marriages decreased 721 year on year, which is equivalent a fall of 13.7%. There were 813 fewer marriages than in the previous month, a fall of 15.2%.

■ **Marriages according to month and year-on-year variation (%).**
Current figures^P, April 2025



The number of civil unions rose 203 year on year, which represents an increase of 13.6%. There were 121 more civil unions compared to the previous month, which represents a monthly increase of 7.7%.

■ **Civil Union Agreements according to month and year-on-year variation (%).**
Current figures^P, April 2025



Of the 1,699 CUAs in April, 1,508 (88.8%) of the couples were of different sexes. The number of CUAs between men was 84 (4.9% of the total), and the number of CUAs between women was 107 (6.3% of the total).

■ **Regional distribution of CUAs according to sex of contracting parties.**
Current figures^P, April 2025

CUA Sex	Arica y Parinacota	Tarapacá	Antofagasta	Atacama	Coquimbo	Valparaíso	Metropolitana	O'Higgins	Maule	Ñuble	Biobío	La Araucanía	Los Ríos	Los Lagos	Aysén	Magallanes
Total	27	50	170	34	68	141	886	49	48	15	64	30	26	44	12	35
Different Sexes	24	42	149	30	65	128	772	43	45	13	62	27	23	42	11	32
Same Sex Men	2	4	9	1	0	10	51	1	1	0	0	1	0	2	0	2
Same Sex Women	1	4	12	3	3	3	63	5	2	2	2	2	3	0	1	1

Marriages
April 2025

Nationwide total	4,527
Arica y Parinacota	45
Tarapacá	85
Antofagasta	168
Atacama	56
Coquimbo	150
Valparaíso	432
Metropolitana	2,142
O'Higgins	213
Maule	251
Ñuble	88
Biobío	318
La Araucanía	212
Los Ríos	101
Los Lagos	194
Aysén	24
Magallanes	48

DEATHS

In April 2025, there were 10,155 deaths.

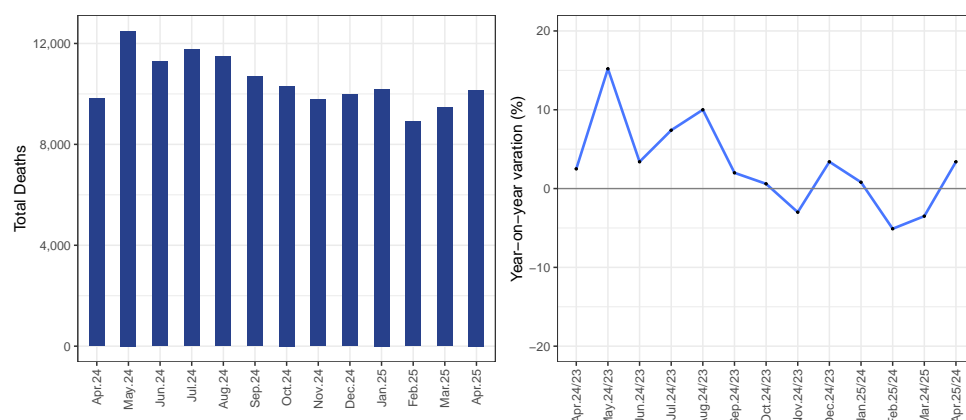
Of the total number of deaths, 5,310 were of men, which represents 52.3% of the total, and 4,844 were of women, which represents 47.7%. In addition, one death of indeterminate sex (0% of the total) was observed.

The number of deaths increased by 337 cases year on year, a rise of 3.4%. The number of deaths increased by 696 cases from the previous month, which is equivalent to a rise of 7.4%.

In the April distribution of deaths by age bracket, there were 76 deaths of those aged under 1 year (0.7% of the total), in most cases male. The greatest number of deaths occurred in those aged 60 and over, and the single bracket with the highest number of deaths was 80 to 99 years, in which there were 4,242 cases, or 41.8% of the total. From ages 0 to 79, there were more male deaths than female deaths, while the trend was reversed for those aged 80 and over, in which the majority of deaths were of females.

■ Deaths according to month, and year-on-year variation (%).

Current figures^P, April 2025



■ Distribution of deaths according to sex and age bracket.

Current figures^P, April 2025

Sex	Under age 1	1 to 4	5 to 19	20 to 39	40 to 59	60 to 79	80 to 99	100 and over	Not specified
Total	76	13	64	376	1,277	3,987	4,242	120	0
Male	41	8	41	260	810	2,310	1,815	25	0
Female	34	5	23	116	467	1,677	2,427	95	0
Indeterminate	1	0	0	0	0	0	0	0	0

Deaths April 2025

Nationwide total

10,155

Arica y Parinacota

115

Tarapacá

149

Antofagasta

265

Atacama

144

Coquimbo

450

Valparaíso

1,240

Metropolitana

3,677

O'Higgins

558

Maule

650

Ñuble

325

Biobío

991

La Araucanía

600

Los Ríos

276

Los Lagos

565

Aysén

47

Magallanes

103