

- The Index of Sales in Transport and Storage Activities at current prices rose **18.6%** year on year.
- The Index of Sales in Professional, Scientific, and Technical Activities at current prices increased **15.1%** year on year.

In October 2018, all eight of the indices at current prices that measure the development of sales in various services increased year on year. The most notable increases, in order, were in the Index of Sales of Transport and Storage (18.6%), the Index of Sales in Professional, Scientific, and Technical Activities (15.1%), the Index of Sales of Real Estate Activities (6.4%), the Index of Sales of Administrative and Support Activities (4.9%), and the Index of Sales of Information and Communications (4.8%).

INDICES OF SALES OF SERVICES (IVS)

Base: Annual Average 2014=100

October 2018

12-month Var. at current prices (%)

Transportation and storage	18.6	Professional, scientific, and technical activities	15.1
Accommodation and food service activities	2.9	Administrative and support service activities	4.9
Information and communications	4.8	Arts, entertainment, and recreation activities	4.4
Real estate activities	6.4	Other service activities	1.1

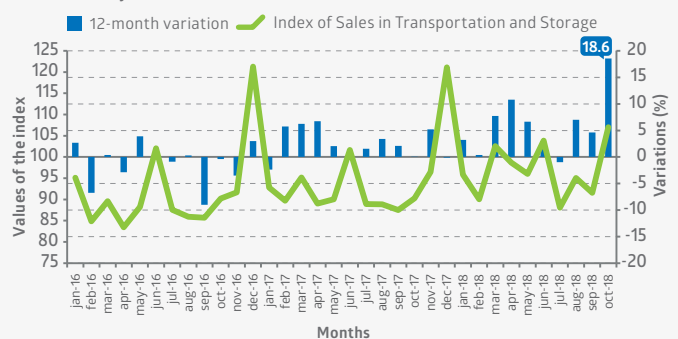
Transportation and storage

The Index of Sales in Transportation and Storage at current prices increased 18.6% year on year.

Twelve-month increases were observed in nine of the ten activities that make up this sector. Together these nine activities had an impact of 18.725 percentage points (pp) on the variation of the index. The activity with the greatest positive impact was freight transport by roads (5.990 pp). The impact of this activity was mainly due to the rise in the volume of goods transported, to a favorable exchange rate, and to new clients.

Passenger transport by interurban bus had the only negative impact (-0.162 pp) on the index. The negative impact was due to decreased demand for these services as a result of increased competition from low-cost air transport.

The Development of the Index of Sales of Transportation and Storage base: annual average 2014=100 Index and 12-month variations (January 2016 – October 2018)



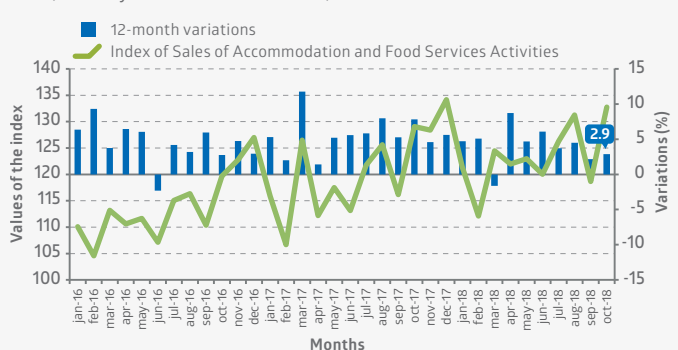
Accommodation and food service activities

The Index of Sales in Accommodation and Food Service Activities at current prices increased 2.9% year on year.

Restaurants and mobile food service activities had the principal positive impact (1.888 pp). The impact was due to the increase in turnover from new contracts and from services provided in previous periods. In addition, the impact can be attributed to the increase in food supplied as a result of the additional working days in October 2018 compared to the same month of the previous year.

In contrast, short term accommodation activities had a negative impact (-0.840 pp) on the variation of the index. The impact was mainly due to the decrease in net income from accommodation resulting from a lower number of guests, principally in the Metropolitan Region.

Development of the Index of Sales of Accommodation and Food Service Activities base: annual average 2014=100 Index and 12-month variations (January 2016 – October 2018)



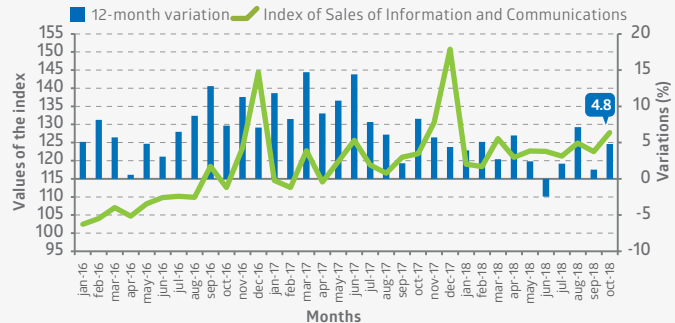
Information and communications

The Index of Sales in Information and Communications at current prices increased 4.8% year on year.

Four of the five activities of this sector had a positive impact. Together they contributed 4.957 pp. Telecommunications had the greatest impact (3.019 pp), which was largely due to the improved performance of some companies that provide mobile telephone services, long distance calling, and/or other telecommunication services.

The only activity that had negative influence on the index was publishing activities (-0.145 pp). The impact can mainly be attributed to special services provided in the same month in 2017 and to lower sales and circulation of some newspapers.

Development of the Index of Sales of Information and Communications
base: annual average 2014=100
Index and 12-month variations
(January 2016 – October 2018)



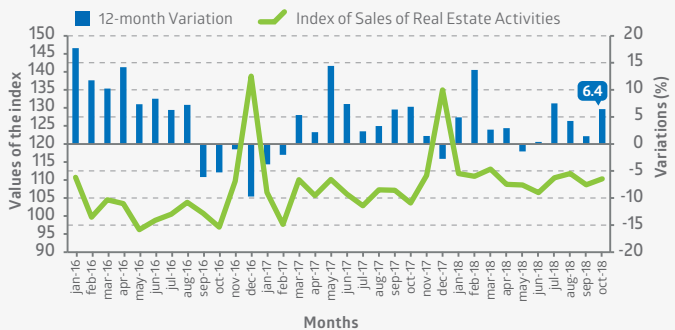
Real estate activities

The Index of Sales in Real Estate Activities at current prices increased 6.4% year on year.

Real estate activities with own or leased property contributed 7.281 pp to the variation of the index. The positive contribution was mainly due to the growth of rental companies and, to a lesser extent, to companies specializing in residential real estate. The growth can be explained by an increased area (measured in square meters) rented and by the deeding of some residential real estate projects.

Real estate activities on a fee or contract basis had the only negative impact (-0.848 pp). The impact can be attributed to a decrease in services of real estate administration, appraisal, and consultancy.

Development of the Index of Sales of Real Estate Activities
base: annual average 2014=100
Index and 12-month variations
(January 2016 – October 2018)



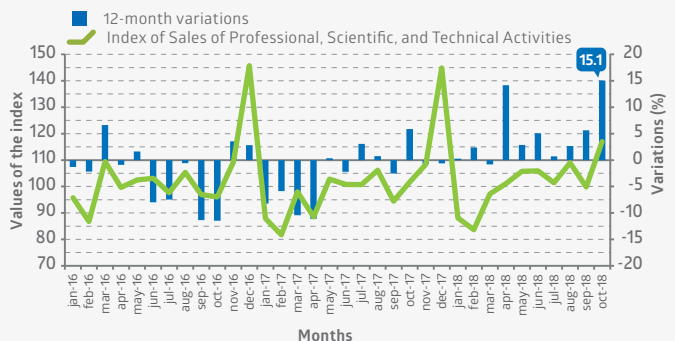
Professional, scientific, and technical activities

The Index of Sales of Professional, Scientific, and Technical Activities at current prices increased 15.1% year on year.

All five activities of the sector increased year on year. The greatest influence on the variation of the index was from architectural and engineering activities and related technical consultancy, which had an impact of 8.251 on the variation of the index. The increase can be attributed to delays in turnover for services provided in previous months and to turnover from new projects.

Advertising had the second greatest positive impact on the sector (2.561 pp). The impact can be attributed to an increase in income from projects with new clients and to the expansion in services provided by some companies of the sector.

Development of the Index of Sales of Professional, Scientific, and Technical Activities
base: annual average 2014=100
Index and 12-month variations
(January 2016 – October 2018)



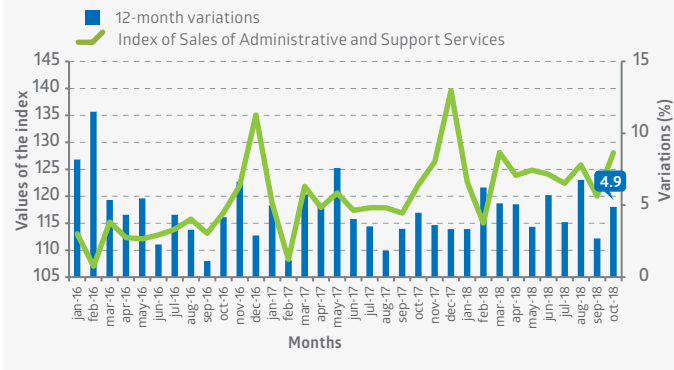
Administrative and support service activities

The Index of Sales of Administrative and Support Service Activities at current prices increased 4.9% year on year.

Six of the seven activities of this sector increased year on year. The greatest impact was from business support service activities n.e.c.¹ (3.114 pp). The impact was principally due to the increase in the number of clients and in the services provided.

The only activity with a negative impact was renting and leasing of other machinery, equipment, and tangible goods (-2.044 pp). The impact was principally due to the decrease in contracts and in demand for machinery rentals.

Development of the Index of Sales of Administrative and Support Services
base: annual average 2014=100
Index 12-month variations
(January 2016 – October 2018)



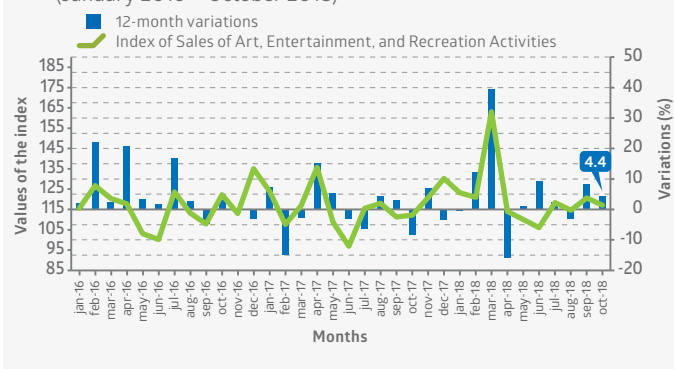
Arts, entertainment, and recreation activities

The variation of the Index of Sales of Arts, Entertainment, and Recreation Activities at current prices increased 4.4% year on year.

Sports activities and amusement and recreation activities had the greatest positive impact (3.539 pp). The impact was due to an increase in special events and to anticipation of turnover from future events of important companies of the sector.

Creative, arts, and entertainment activities had the only negative impact (-0.976 pp). The impact can be attributed to a decrease in recreational events and in completed productions.

Development of the Index of Sales of Arts, Entertainment, and Recreation Activities
base: annual average 2014=100
Index and 12-month variations
(January 2016 – October 2018)

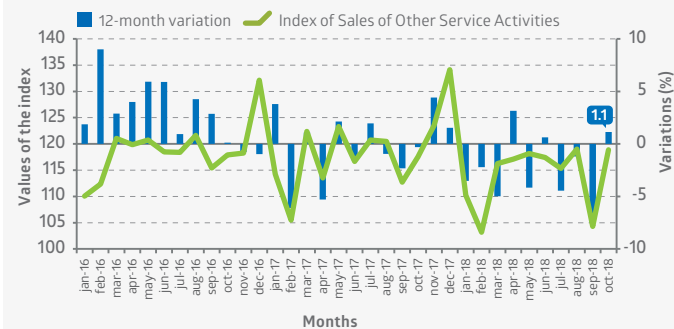


Other service activities

The Index of Sales of Other Service Activities at current prices increased 1.1% year on year, the lowest level of increase of all the services analyzed in this bulletin.

This result can mainly be attributed to the good performance of some companies engaged in the washing and (dry-) cleaning of textile and fur products and funeral and related activities.

Development of the Index of Sales of Other Service Activities
base: annual average 2014=100
Index and 12-month variations
(January 2016 – October 2018)



(1) Not elsewhere classified

Rectifications of the period

October 2018

The rectifications of the period were the following:

Date	Section	Description
oct-17	H	Transportation and storage
	I	Accommodation and food service activities
	J	Information and communication
	N	Actividades de servicios administrativos y de apoyo
sep-18	H	Transportation and storage
	I	Accommodation and food service activities
	J	Information and communication
	L	Real estate activities
	M	Professional, scientific, and technical activities
	N	Administrative and support service activities
	R	Arts, entertainment, and recreation
S	Other service activities	