

- The Index of Sales in Real Estate at current prices rose **10.0%** year on year.
- The Index of Sales in Professional, Scientific, and Technical Activities at current prices increased **7.7%** year on year.

In November 2018, all eight of the indices at current prices that measure the development of sales in various services increased year on year. The most notable indices, in order of growth, were in the Index of Sales of Real Estate (10.0%) and the Index of Sales in Professional, Scientific, and Technical Activities (7.7%). Following in increase were the Index of Sales in Accommodation and Food Service Activities (6.9%), the Index of Sales in Arts, Entertainment, and Recreation Activities (6.7%), the Index of Sales in Transportation and Storage (6.0%), the Index of Sales in Information and Communications (3.9%), the Index of Administrative and Support Activities (3.8%), and the Index of Sales of Other Service Activities (2.6%).

INDICES OF SALES OF SERVICES (IVS)

Base: Annual Average 2014=100

November 2018

12-month Var. at current prices (%)

Transportation and storage	6.0	Professional, scientific, and technical activities	7.7
Accommodation and food service activities	6.9	Administrative and support service activities	3.8
Information and communications	3.9	Arts, entertainment, and recreation activities	6.7
Real estate activities	10.0	Other service activities	2.6

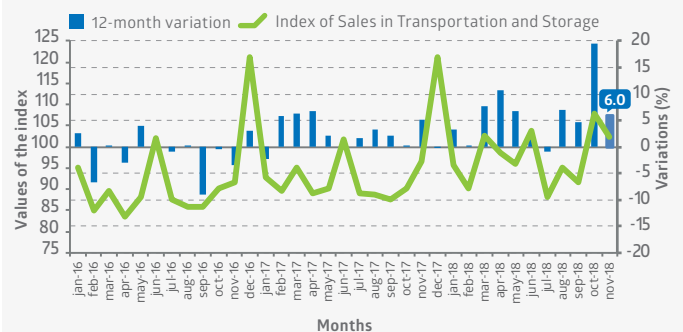
Transportation and storage

The Index of Sales in Transportation and Storage at current prices increased 6.0% year on year.

Twelve-month increases were observed in seven of the ten activities that make up this sector. Together these seven activities had an impact of 7.456 percentage points (pp) on the variation of the index. The principal impact was from freight transport by roads (4.442 pp). The impact of this activity was mainly due to the rise in demand for its services and to the acquisition of new clients.

Air transport had the greatest negative impact (-1.156 pp) on the index. The negative impact was mainly due to a decrease in the adjustments of tariffs for the transport of freight and to the loss of clients of some operators in this sector.

The Development of the Index of Sales of Transportation and Storage
base: annual average 2014=100
Index and 12-month variations
(January 2016 – November 2018)



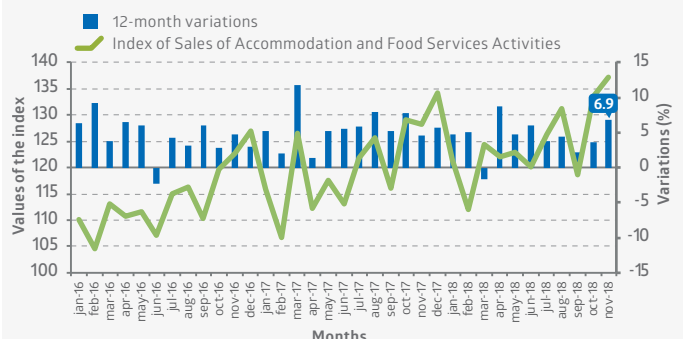
Accommodation and food service activities

The Index of Sales in Accommodation and Food Service Activities at current prices increased 6.9% year on year.

Restaurants and mobile food service activities had the principal positive impact (4.775 pp). The impact was due to the increase in the number of stores of important ice-cream-parlor companies and to the general increase in demand for fast-food services.

Event catering and other food service activities also contributed to the growth of the index. The impact of this activity (1.333 pp) was the result of the awarding of new contracts by some important companies of the sector.

Development of the Index of Sales of Accommodation and Food Service Activities
base: annual average 2014=100
Index and 12-month variations
(January 2016 – November 2018)



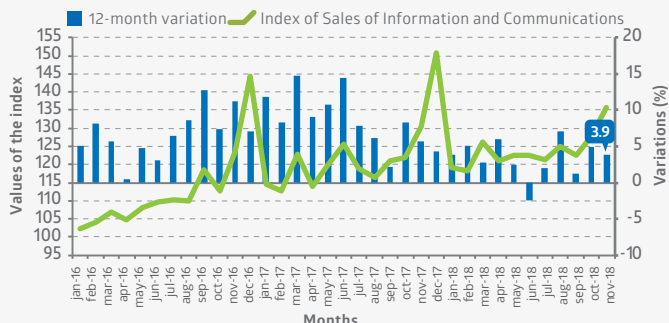
Information and communications

The Index of Sales in Information and Communications at current prices increased 3.9% year on year.

Three of the five activities of this sector had a positive impact. Together, these three activities contributed 5.356 pp. Telecommunications had the greatest impact (4.164 pp), which was largely due to the improved performance of some companies that provide mobile telephone services. In addition, companies that provide long-distance calling and other telecommunication services contributed to the variation of the index.

The principal negative influence on the index was programming and broadcasting activities (-1.075 pp). The impact can mainly be attributed to a high base of comparison resulting from the extraordinary increase in turnover of an important company of the sector in November 2017. The impact of this activity was also due to the lower income from broadcasting of television programs.

Development of the Index of Sales of Information and Communications
base: annual average 2014=100
Index and 12-month variations
(January 2016 – November 2018)



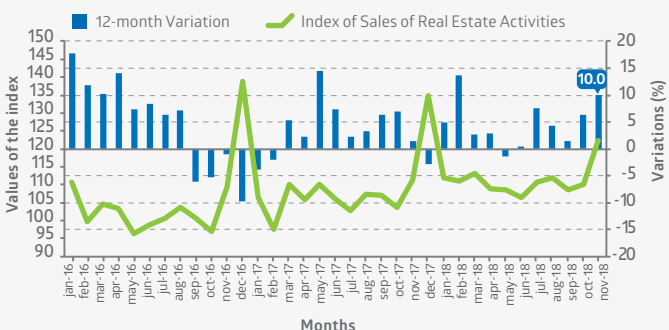
Real estate activities

The Index of Sales in Real Estate Activities at current prices increased 10.0% year on year.

Real estate activities with own or leased property contributed 10.278 pp to the variation of the index. The positive contribution was due to the strong performance of some companies of the residential real estate sector. This performance was in turn due to increases in deeding of some residential projects and in the sale of land. Real estate rental companies also contributed to the increase in the index as a result of the rise in the total area (measured in square meters) rented.

Real estate activities on a fee or contract basis had a negative impact (-0.321 pp). The impact can be attributed to a loss of clients and to a decrease in demand for services in some companies of the sector.

Development of the Index of Sales of Real Estate Activities
base: annual average 2014=100
Index 12-month variations
(January 2016 – November 2018)



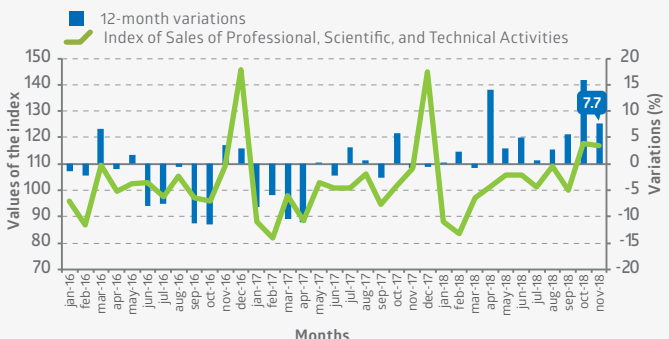
Professional, scientific, and technical activities

The Index of Sales of Professional, Scientific, and Technical Activities at current prices increased 7.7% year on year. The increase was the second highest of the indices under analysis.

Four of the five activities of the sector increased year on year. The greatest influence on the variation of the index was from architectural and engineering activities and related technical consultancy, which had an impact of 4.249 on the variation of the index. The increase can be attributed to turnover from new projects of some companies of the sector.

The only negative impact was from legal activities (-0.466 pp). The result was due to a decrease in demand for legal services.

Development of the Index of Sales of Professional, Scientific, and Technical Activities
base: annual average 2014=100
Index and 12-month variations
(January 2016 – November 2018)



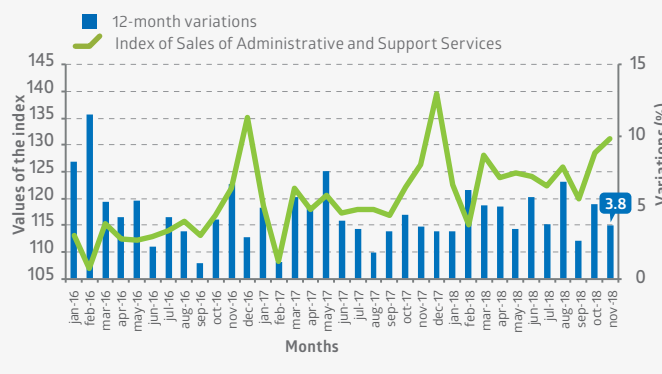
Administrative and support service activities

The Index of Sales of Administrative and Support Service Activities at current prices increased 3.8% year on year.

Six of the seven activities of this sector increased year on year. The greatest impact was from business support service activities n.e.c.¹ (2.300 pp). The impact was principally due to the increase in demand for training services. In addition, the impact can be attributed to the increases in services of collection agencies and to the awarding of projects in some companies of the sector.

The only activity with a negative impact was renting and leasing of other machinery, equipment, and tangible goods (-1.271 pp). The impact was principally due to the decrease in rental contracts for machinery and equipment.

Development of the Index of Sales of Administrative and Support Services
base: annual average 2014=100
Index and 12-month variations
(January 2016 – November 2018)



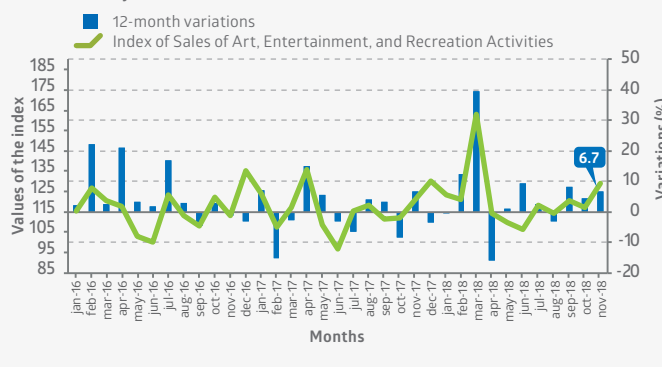
Arts, entertainment, and recreation activities

The variation of the Index of Sales of Arts, Entertainment, and Recreation Activities at current prices increased 6.7% year on year.

Sports activities and amusement and recreation activities had the greatest positive impact (3.547 pp). The impact was due to an increase in the number of sporting events in which a greater number of clients attended.

Gambling and betting activities had the second greatest impact (1.599 pp). The impact can be attributed to an increase in profits from the use of casino games and machines.

Development of the Index of Sales of Arts, Entertainment, and Recreation Activities
base: annual average 2014=100
Index and 12-month variations
(January 2016 – November 2018)

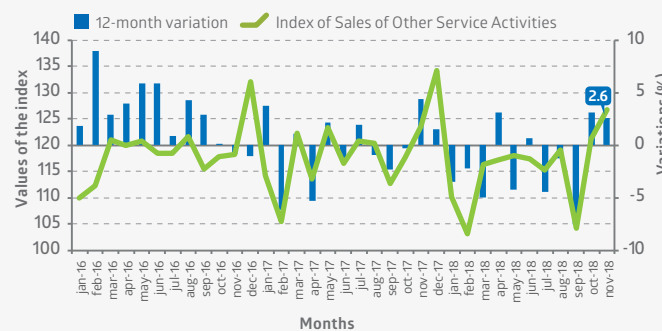


Other service activities

The Index of Sales of Other Service Activities at current prices increased 2.6% year on year, the lowest level of increase of all the services analyzed in this bulletin.

This result can mainly be attributed to a rise in purchase agreements and to other funeral and related services. In addition, the increase in the index can be attributed to a greater demand for services of companies engaged in the washing and (dry-) cleaning of textile and fur products.

Development of the Index of Sales of Other Service Activities
base: annual average 2014=100
Index and 12-month variations
(January 2016 – November 2018)



(1) Not elsewhere classified

Rectifications of the period

November 2018

The rectifications of the period were the following:

Date	Section	Description
nov-17	H	Transportation and storage
	I	Accommodation and food service activities
	J	Information and communication
	N	Actividades de servicios administrativos y de apoyo
oct-18	H	Transportation and storage
	I	Accommodation and food service activities
	J	Information and communication
	L	Real estate activities
	M	Professional, scientific, and technical activities
	N	Administrative and support service activities
	R	Arts, entertainment, and recreation
S	Other service activities	

(2) For more information, see the technical supplement *Política de rectificación y revisión de cifras de índices de corto plazo de sectores económicos* [Policy of rectification and revision of figures of short-term indices of economic sectors], March 2017, available at www.ine.cl.